



Modified Lee-Low-Pines Polaron in Spherical Quantum Dot in an Electric Field. Part 2: Weak Coupling and Temperature Effect

A. J. Fotue^{1*}, N. Issoufa¹, M. Tiotsop¹, S. C. Kenfack¹,
M. P. Tabue Djemmo^{1,2}, A. V. Wirngo¹, H. Fotsin³ and L. C. Fai¹

¹Department of Physics, Faculty of Science, Mesoscopic and Multilayers Structures Laboratory, University of Dschang, P.O.Box: 479 Dschang, Cameroon.

²Department of Physics, Laboratory of Mechanics and Modeling of Physical Systems, Faculty of Science, University of Dschang, P.O.Box 67 Dschang, Cameroon.

³Department of Physics, Faculty of Science, Laboratory of Electronics and Signal Processing, University of Dschang, P.O.Box 67, Dschang, Cameroon.

Authors' contributions

This work is the fruit of teamwork. Authors AJF and HF designed the study and wrote the protocol, authors NI and SCK wrote the first draft of the manuscript. Authors MT and MPTD managed the analyses of the study and performed simulations. Author AVW managed the literature searches. Author LCF helped in the writing of the final draft. All authors read and approved the final manuscript.

Article Information

DOI: 10.9734/PSIJ/2015/18439

Editor(s):

(1) Roberto Oscar Aquilano, School of Exact Science, National University of Rosario (UNR), Department of Science and Technology, Argentina.

(2) Stefano Moretti, School of Physics & Astronomy, University of Southampton, UK.

Reviewers:

(1) Anonymous, Ege University, Turkey.

(2) Lung-Chien Chen, Electro-optical Engineering, National Taipei University of Technology, Taiwan.

(3) Anonymous, University of Missouri, USA.

Complete Peer review History: <http://www.sciencedomain.org/review-history.php?iid=1054&id=33&aid=9591>

Original Research Article

Received 21st April 2015

Accepted 19th May 2015

Published 4th June 2015

ABSTRACT

In this paper, we investigate the influence of an electric field on the ground state energy of a polaron in a spherical semiconductor quantum dot (QD) using the modified Lee Low Pines (LLP) method. The numerical results show an increase of the ground state energy with the increase of the electric field and the confinement lengths. The modulation of the electric and the confinement lengths enables the control of the decoherence of the system. It is also seen that the temperature is a decreasing function of the electron-phonon coupling constant and the longitudinal confinement length, whereas it increases with the electric field strength.

*Corresponding author: Email: fotuea@yahoo.fr;

Keywords: Electric field; modified LLP; polaron energy; quantum dot; weak coupling.

1. INTRODUCTION

Due to the recent progress achieved in nanotechnology, it has become possible to fabricate low dimensional semiconductor structures. Special interest is being devoted to the quasi zero dimensional structures, usually referred to as quantum dots (QD) [1-9]. In such nanometer QDs, some novel physical phenomena and potential electronic device applications have generated a great deal of interest. A great challenge has thus been laid on theoretical physicists that of developing the theory based on the quantum mechanical regime. Recently, much effort [10-12] has been focused on exploring the polaron effect of QDs. Roussignol et al. [10] have shown experimentally and explained theoretically that the phonon broadening is very significant in very small semiconductor QD's. It has also been observed [11,12] that the polaron effect is more important if the dot sizes are reduced to a few nanometers. More recently, the related problem of an optical polaron bound to a Coulomb impurity in a QD has also been considered in the presence of a magnetic field.

The theoretical investigation of the polaron properties has been performed using standard perturbation techniques [13], the variational Lee-Low-Pines method [14,15] the modified LLP approach [16,17], the Feynman path integral method [18], numerical diagonalization [19], and Green's function methods [20]. The experimental data [21] showed, in particular, a large splitting width near the one-phonon and two-phonon resonance in a InAs/GaAs QD. This was accounted for by the theoretical model via a numerical diagonalization of the Fröhlich interaction [19]. The required value of the Fröhlich constant was much larger (by a factor of two [19]), than that measured in bulk. In [18] using the Feynman path integral method, the authors observed that the quadratic dependence of the magnetopolaron energy is modulated by a logarithmic function and strongly depends on the Fröhlich electron-phonon coupling constant structure and the cyclotron radius. Furthermore, the effective electron-phonon coupling is enhanced by high confinement or a strong magnetic field. In [21] the polaron energy in a QD was calculated using a LLP approach and it was found that the polaronic effect is more pronounced for small dot sizes. In [16], using a modified LLP approach, the number of phonons

around the electron, and the size of the polaron for the ground state, and for the first two excited states is calculated via the adiabatic approach.

It is important to note that the modified LLP method has not been used in any of the aforementioned works to solve the problem of a polaron subjected to an electric field. It is also instructive from the works presented above, to recall that polarons are often classified according to the Fröhlich electron-phonon coupling constant. Because it recovers simultaneously all types of coupling which characterize the Fröhlich electron-phonon coupling, the Feynman path integral method [19] has been seen as one of the best. The main feature of the method presented here is the modification of the LLP approach [17] by introducing new parameters b_1 and b_2 in the traditional LLP approach, which permits us to obtain an "all coupling" polaron theory. Here the coupling is weak if $b_1 = b_2 \rightarrow 1$, strong if $b_1 = b_2 \rightarrow 0$ and intermediate between these ranges.

In this work, we study the influence of the electric field on the polaron ground state energy. It has the following structure: In section two, we describe the Hamiltonian of the system while in section 3, the modified LLP method is presented and the analytical results of the ground state energy and the polaron's effective mass are obtained. In section 4, the temperature effect on the average number of bulk LO phonons is evaluated according to the quantum statistics theory. In section 5, we present numerical results and discussions. Section 6 is devoted to the conclusion.

2. HAMILTONIAN OF THE SYSTEM

The motion of the electron under consideration is taking place in a polar crystal with a three dimensional anisotropic harmonic potential, and interacting with the bulk LO phonons, under the influence of an electric field along the ρ - direction. The Hamiltonian of the electron-phonon interaction system can be written as [22]

$$H = H_e + H_{ph} + \sum_Q V_Q [a_Q e^{iQr} + a_Q^\dagger e^{-iQr}] \quad (2.1)$$

where H_e represents the electronic Hamiltonian and is given by

$$H_e = \frac{p^2}{2m} + \frac{1}{2} m \omega_1^2 \rho^2 + \frac{1}{2} m \omega_2^2 z^2 - e^* F \rho \quad (2.2)$$

where p is the momentum while ω_1 and ω_2 measure the confinement in the ρ – direction and z – direction respectively.

H_{ph} is the phonon Hamiltonian defined as

$$H_{ph} = \sum_Q a_Q^+ a_Q \quad (2.3)$$

Where a_Q^+ (a_Q) are the creation (annihilation) operators for LO phonons of wave vector $Q = (q, q_z)$,

V_Q and α are the amplitude of the electron-phonon interaction and the coupling constant respectively given by

$$V_q = i \left(\frac{\hbar \omega_{LO}}{q} \right) \left(\frac{\hbar}{2m\omega_{LO}} \right)^{1/4} \left(\frac{4\pi\alpha}{V} \right)^{1/2} \quad (2.4)$$

$$\alpha = \left(\frac{e^2}{2\hbar\omega_{LO}} \right) \left(\frac{2m\omega_{LO}}{\hbar} \right)^{1/2} \quad (2.5)$$

3. MODIFIED LLP METHOD AND ANALYTICAL RESULTS OF THE GROUND STATE ENERGY OF THE POLARON

Adopting the mixed-coupling approximation of [23], we propose a modification to the first Lee-Low-Pines (LLP)-transformation by inserting two variational parameters b_1 and b_2 .

Our new unitary transformation is now

$$\begin{aligned} H^{(1)} &= \mathbf{U}_1^{-1} H \mathbf{U}_1 \\ &= \frac{p^2}{2m} + \frac{1}{2} m \omega_1^2 \rho^2 + \frac{1}{2} m \omega_2^2 z^2 - e^* F \rho + b_1^2 (P_\rho - \mathbf{P}_\rho)^2 + \\ &+ 2b_1 p_\rho (P_\rho - \mathbf{P}_\rho) + b_2^2 (P_z - \mathbf{P}_z)^2 + 2b_2 p_z (P_z - \mathbf{P}_z) + \\ &+ \sum_Q a_Q^+ a_Q + \sum_Q V_Q \left[a_Q e^{-i(b_1 q \cdot \rho + b_2 q_z z)} e^{iQ \cdot r} + a_Q^+ e^{i(b_1 q \rho + b_2 q_z z)} e^{-iQ \cdot r} \right] \end{aligned} \quad (3.6)$$

Applying the transformation (3.4) on (3.6), and expressing in Fröhlich units i.e. $2m = \omega_{LO} = \hbar = 1$, we obtain the ground state energy ϵ_g

$$\mathbf{U}_1 = \exp \left[i \left[(P_\rho - \mathbf{P}_\rho) \rho b_1 + (P_z - \mathbf{P}_z) z b_2 \right] \right] \quad (3.1)$$

With

$$\mathbf{P} = p + \sum_Q a_Q^+ a_Q \quad (3.2)$$

being the total momentum of the polaron and

$$\mathbf{P} = \sum_Q Q a_Q^+ a_Q \quad (3.3)$$

the momentum of the phonon.

The two new variational parameters are supposed to trace the problem from the strong coupling case to the weak coupling limit and to interpolate between all possible geometries. The second transformation is of the form [1]

$$\mathbf{U}_2 = \sum_Q u_Q (a_Q^+ - a_Q) \quad (3.4)$$

where u_Q is a variational function. This transformation is called the displaced oscillator which is related to the phonon operators via the phonon wave vector by the relation

$$\varphi_{ph} = \mathbf{U}_2 |0_{ph}\rangle \quad (3.5)$$

where $|0_{ph}\rangle$ is the phonon vacuum state since at low temperatures there will be no effective phonons.

Applying the transformation in (3.1) on the Hamiltonian (2.1), we obtain

$$\begin{aligned}
 \varepsilon_g = & \langle 0_e | p^2 + \frac{1}{4} \omega_1^2 \rho^2 + \frac{1}{4} \omega_2^2 z^2 - e^* F \rho | 0_e \rangle + b_1^2 P_\rho^2 - 2b_1^2 P_\rho \mathbf{P}_\rho^{(0)} + b_1^2 (\mathbf{P}_\rho^{(0)})^2 + \\
 & + \sum_Q u_Q^2 (1 + b_1^2 q^2 + b_2^2 q_z^2) + \langle 0_e | \langle 0_{ph} | 2b_1 p_\rho (P_\rho - \mathbf{P}_\rho + \mathbf{P}_\rho^{(1)} - \mathbf{P}_\rho^{(0)}) | 0_{ph} \rangle | 0_e \rangle + \\
 & + \sum_Q V_Q u_Q \langle 0_e | (\exp[-i(b_1 q \cdot \rho + b_2 q_z z)] \exp(iQ \cdot r) - \exp[i(b_1 q \cdot \rho + b_2 q_z z)] \exp(-iQ \cdot r)) | 0_e \rangle + \\
 & + b_2^2 P_z^2 - 2b_2^2 P_z \mathbf{P}_z^{(0)} + b_2^2 (\mathbf{P}_z^{(0)})^2 + \langle 0_e | \langle 0_{ph} | 2b_2 p_z (P_z - \mathbf{P}_z + \mathbf{P}_z^{(1)} - \mathbf{P}_z^{(0)}) | 0_{ph} \rangle | 0_e \rangle
 \end{aligned} \tag{3.7}$$

Where

$$\mathbf{P}^{(1)} = \sum_Q Q u_Q (a_Q + a_Q^+) \tag{3.8}$$

And

$$\mathbf{P}^{(0)} = \sum_Q Q u_Q^2 \tag{3.9}$$

To evaluate this expression, we introduce the linear combination operators of the position and momentum of the electron by the following relation:

$$\begin{aligned}
 p_\mu &= \sqrt{\frac{m\hbar\lambda_1}{2}} (\sigma_\mu + \sigma_\mu^+) \\
 x_\mu &= i \sqrt{\frac{\hbar}{2m\lambda_2}} (\sigma_\mu - \sigma_\mu^+) \\
 p_z &= \sqrt{\frac{m\hbar\lambda_1}{2}} (\sigma_z + \sigma_z^+) \\
 x_\mu &= -i \sqrt{\frac{\hbar}{2m\lambda_2}} (\sigma_z - \sigma_z^+)
 \end{aligned} \tag{3.10}$$

Where the index μ refers to the x and y directions, λ_1 and λ_2 are variational parameters, and σ and σ^+ are respectively the annihilation and creation operators for the electron. Using the following commutator, $[x_\mu, p_\nu] = i\hbar\delta_{\mu\nu}$ and performing the required calculations, we may write the ground state energy as:

$$\begin{aligned}
 \varepsilon_g = & \frac{\lambda_1}{2} + \frac{\lambda_2}{4} + \frac{\omega_1^2}{2\lambda_1} + \frac{\omega_2^2}{4\lambda_2} - 2 \frac{e^* F}{\sqrt{\lambda_1}} + b_1^2 P_\rho^2 - 2b_1^2 P_\rho \mathbf{P}_\rho^{(0)} + b_1^2 (\mathbf{P}_\rho^{(0)})^2 + \\
 & + \sum_Q u_Q^2 (1 + b_1^2 q^2 + b_2^2 q_z^2) + b_2^2 P_z^2 - 2b_2^2 P_z \mathbf{P}_z^{(0)} + b_2^2 (\mathbf{P}_z^{(0)})^2 - 2 \sum_Q V_Q u_Q S_Q
 \end{aligned} \tag{3.11}$$

With

$$S_Q = \langle 0_e | \exp[\pm i(b_1 q \cdot \rho + b_2 q_z z)] \exp(\pm iQ \cdot r) | 0_e \rangle \tag{3.12}$$

this expression can be written as

$$S_Q = \exp\left[-(1-b_1)^2 \frac{q^2}{2\lambda_1}\right] \exp\left[-(1-b_2)^2 \frac{q_z^2}{2\lambda_2}\right] \tag{3.13}$$

Minimizing (3.11) with respect to the variational function u_Q we obtain

$$\left[1 + b_1^2 q^2 + b_2^2 q_z^2 + 2b_1^2 q(P_\rho^{(0)} - P_\rho) + 2b_2^2 q_z(P_z^{(0)} - P_z)\right] u_Q = V_Q S_Q \quad (3.14)$$

Solving (3.14) with respect to u_Q , with the assumption that $P^{(0)}$ differs from the total momentum by a scalar factor $\eta(P^{(0)} = \eta P)$, we get

$$u_Q = \frac{V_Q S_Q}{1 + b_1^2 q^2 + b_2^2 q_z^2 - 2b_1^2 q P_\rho (1 - \eta) - 2b_2^2 q_z P_z (1 - \eta)} \quad (3.15)$$

Substituting (3.15) into (3.11) we obtain

$$\begin{aligned} \varepsilon_g &= \frac{\lambda_1}{2} + \frac{\lambda_2}{4} + \frac{\omega_1^2}{2\lambda_1} + \frac{\omega_2^2}{4\lambda_2} - 2 \frac{e^* F}{\sqrt{\lambda_1}} + b_1^2 P_\rho^2 (1 - \eta)^2 + b_2^2 P_z^2 (1 - \eta)^2 + \\ &+ \sum_Q \frac{V_Q^2 S_Q^2 (1 + b_1^2 q^2 + b_2^2 q_z^2)}{\left[1 + b_1^2 q^2 + b_2^2 q_z^2 - 2b_1^2 q P_\rho (1 - \eta) - 2b_2^2 q_z P_z (1 - \eta)\right]^2} - \\ &- 2 \sum_Q \frac{V_Q^2 S_Q^2}{\left[1 + b_1^2 q^2 + b_2^2 q_z^2 - 2b_1^2 q P_\rho (1 - \eta) - 2b_2^2 q_z P_z (1 - \eta)\right]} \end{aligned} \quad (3.16)$$

But $\varepsilon_g(P)$ may be well represented by the first two terms of a power series expansion in P^2 as in [23]

$$\varepsilon_g(P) = \varepsilon_g(0) + \beta \frac{P^2}{2} + 0(P^4) + \dots \quad (3.17)$$

where β^{-1} gives the effective mass of the polaron. Comparing (3.16) and (3.17) we obtain for the ground state energy

$$\varepsilon_g = \frac{\lambda_1}{2} + \frac{\lambda_2}{4} + \frac{\omega_1^2}{2\lambda_1} + \frac{\omega_2^2}{4\lambda_2} - 2 \frac{e^* F}{\sqrt{\lambda_1}} - \sum_Q \frac{V_Q^2 S_Q^2}{\left[1 + b_1^2 q^2 + b_2^2 q_z^2\right]} \quad (3.18)$$

Substituting (3.13) in the ground state energy (3.18), we obtain

$$\begin{aligned} \varepsilon_g &= \frac{\lambda_1}{2} + \frac{\lambda_2}{4} + \frac{\omega_1^2}{2\lambda_1} + \frac{\omega_2^2}{4\lambda_2} - 2 \frac{e^* F}{\sqrt{\lambda_1}} - \\ &- \sum_Q \frac{V_Q^2 \exp\left[-(1 - b_1)^2 \frac{q^2}{\lambda_1}\right] \exp\left[-(1 - b_2)^2 \frac{q_z^2}{\lambda_2}\right]}{\left[1 + b_1^2 q^2 + b_2^2 q_z^2\right]} \end{aligned} \quad (3.19)$$

and re-arranging this expression, we finally obtain the ground state energy

$$\varepsilon_g = \frac{\lambda_1}{2} + \frac{\lambda_2}{4} + \frac{1}{2\lambda_1 l_1^4} + \frac{1}{4\lambda_2 l_2^2} - 2 \frac{e^* F}{\sqrt{\lambda_1}} - \sum_Q \frac{V_Q^2 \exp\left[-(1-b_1)^2 \frac{q^2}{\lambda_1}\right] \exp\left[-(1-b_2)^2 \frac{q_z^2}{\lambda_2}\right]}{[1 + b_1^2 q^2 + b_2^2 q_z^2]} \quad (3.20)$$

where $l_1 = \sqrt{\frac{\hbar}{m\omega_1}}$ and $l_2 = \sqrt{\frac{\hbar}{m\omega_2}}$ are the confinement length in $x - y -$ plane and $z -$ direction respectively

4. TEMPERATURE EFFECT

The polaron is no longer considered to be in the ground state when it is at a non-zero temperature. The properties of the polaron are then described by the statistical average of the phonon number. The average number of bulk LO phonons is given according to the quantum statistics theory as

$$\bar{N}_0 = \left[\exp\left(\frac{\varepsilon_g}{K_B T}\right) - 1 \right]^{-1} \quad (4.1)$$

where K_B is the Boltzmann constant and T is the temperature of the system.

5. NUMERICAL RESULTS AND DISCUSSIONS

For the numerical results, we consider the weak coupling case, i.e. $b_1 = b_2 = 1$. In this part, we show the numerical results of the ground state energy versus the electron-phonon coupling strength, the cyclotron frequency and the confinement lengths with the following polaron units:

$$R^* = \hbar \omega_{LO} \text{ and } r_0 = (\hbar/2m^* \omega_{LO})^{1/2}$$

In Fig. 1, we have plotted the ground state energy ε_g of the polaron as a function of the electric field, F for $\alpha = 6.5, l_1 = 0.15, l_2 = 0.35$ and $l_2 = 0.75$ (Fig.(1a)) and $\alpha = 6.5, l_1 = 0.25, l_2 = 0.35$ and $l_2 = 0.75$ (Fig. (1b)). The ground state energy is an increasing function of the electric field. This is

because the electric field brings about an increase in the electron energy and makes the electrons to interact with more phonons. This is a novel approach to controlling the QD energies via the electric field. In fact, the electric field plays an important role in low-dimensional materials. For example, it affects both the quantum decoherence process and the electron's probability density are affected. Thus, here we find a suitable two-state system by adjusting the electric field, which is crucial in constructing a qubit [24-26].

In Fig. 2, we have plotted the ground state energy ε_g as a function of the electron-phonon coupling constant α for

- (a) $F = 2.5$ and $l_1 = 0.25$;
- (b) $F = 10.0$ and $l_2 = 0.45$;
- (c) $l_1 = 0.25$ and $l_2 = 0.75$. These figures

show that the ground state energy increases with the electron-phonon coupling constant and decreases with an increase in the confinement length. With the increase of the harmonic potential (ω_1 and ω_2), the energy of the electron and the interaction between the electron and the phonons, which take phonons as the medium, are enhanced because of the smaller particle motion range. The larger the electron-phonon coupling constant, the stronger the ground state energy of the polaron. This result is similar to that obtained in [27,28].

In Fig. 3, we have plotted the Temperature as a function of the electron-phonon coupling constant α for

- (a) $F = 10.0$ and $l_1 = 0.35$;
- (b) $F = 10.0$ and $l_2 = 0.35$;

(c) $l_1 = 0.25$ and $l_2 = 0.35$

In the weak coupling range, the temperature is a decreasing function of the electron-phonon coupling constant and a decreasing function of the confinement length strength as well. When the electron motion range decreases, the energy of interaction increases. As such, the motion of electrons and phonons heats up the medium. The temperature is an increasing function of the electric field strength; this is because the electric field is an external perturbation source which accelerates the motion of particles (electron and phonons) in the QD. The mesoscopic phenomena have gained more importance as a

basis for novel electronic and optical devices. It is necessary to formulate models that describe physical phenomena associated with Nano crystals. This study is in accordance with this philosophy. Therefore, from our study and results, it is clear that the coupling between the electron and the phonon can explain properties of novel electric and optical devices. Temperature effect and the application of the electric field enhance the polaron ground state energy and the polaron tends to a highly localized state. This gives the possibility for the most favorable condition for a stable bipolaron and bipolaron superconductivity [29-34]. The result is in accordance with that obtained by Jing-Lin Xiao [35,36].

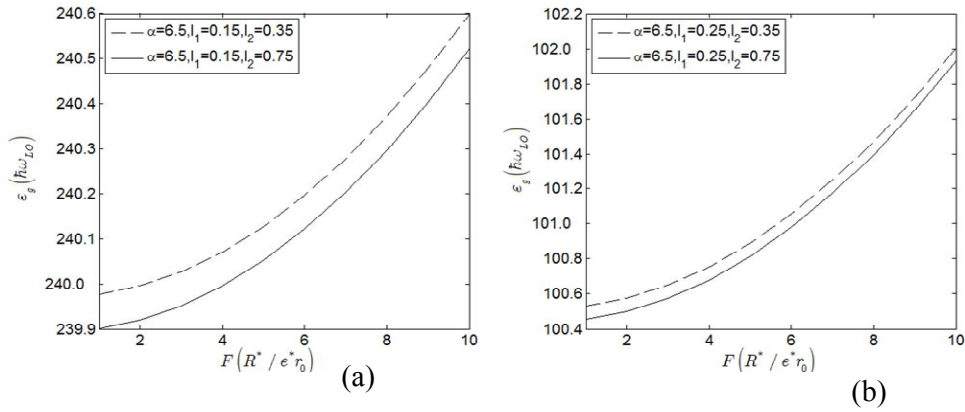


Fig. 1. Ground state energy ε_g as a function of the electric field, F for (a) $\alpha = 6.5, l_1 = 0.15, l_2 = 0.35$; (b) $\alpha = 6.5, l_1 = 0.25, l_2 = 0.35$

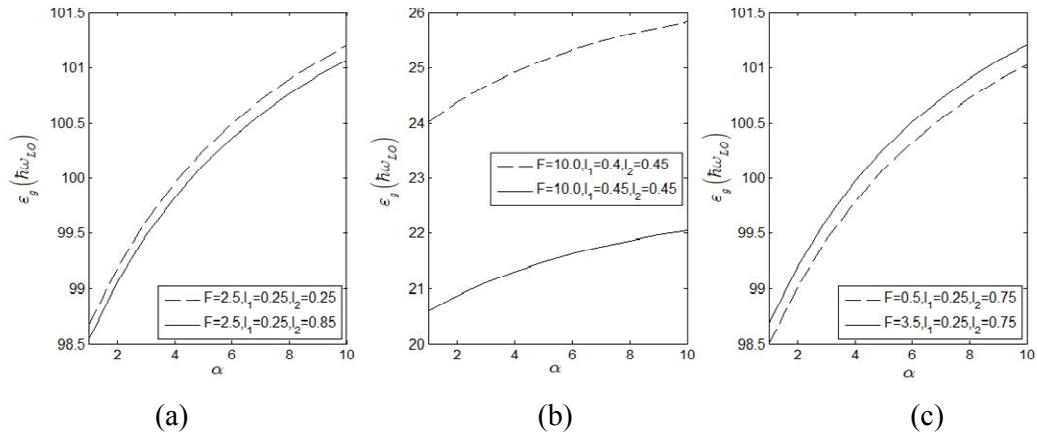


Fig. 2. Ground state energy ε_g as a function of the electron-phonon coupling constant α for (a) $F = 2.5$ and $l_1 = 0.25$; (b) $F = 10.0$ and $l_2 = 0.45$; (c) $l_1 = 0.25$ and $l_2 = 0.75$

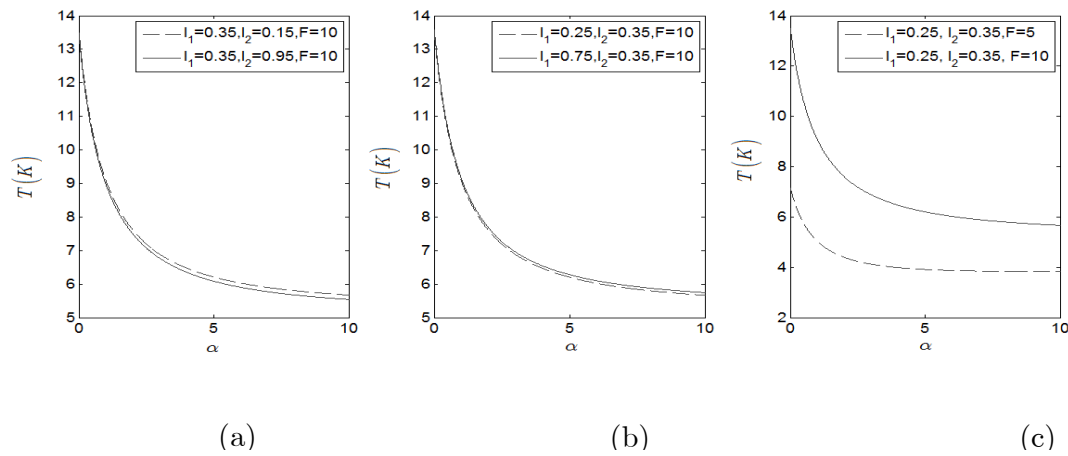


Fig. 3. Temperature as a function of the electron-phonon coupling constant α for
(a) $F = 10.0$ and $l_1 = 0.35$;(b) $F = 10.0$ and $l_2 = 0.35$;
(c) $l_1 = 0.25$ and $l_2 = 0.35$

6. CONCLUSION

With the use of the modified LLP method, we have studied the energy levels of a weak coupling polaron in a spherical quantum dot (QD) and a weak coupling polaron in an anisotropic QD subjected to an electric field. It is found that the ground state energy of the polaron is an increasing function of the electric field; this is because the presence of the electric field makes phonons to interact more with the electrons. It is also seen that, with a good control of the confinement length and the electron coupling constant, we can control the decoherence of the system. The enhancement of the coupling strength is very important in the construction of quantum computers since it leads to the conservation of its internal properties such as the superposition states against the influence of its environment, which can induce the construction of coherent states and cause coherence quenching. The temperature is an increasing function of the electric field and a decreasing function of the confinement length.

COMPETING INTERESTS

Authors have declared that no competing interests exist.

REFERENCES

1. Senger RT, Erçelebi A. Q1D-polaron in rigid boundary cylindrical wires: "Mixed

- coupling approximation". Solid State Phys. 1998;22:169-179.
2. Yu YB, Zhu SN, Guo KX. Polaron effects on third-harmonic generation in cylindrical quantum-well wire. Solid State Commun. 2004;132(10):689-692. DOI: 10.1016/j.ssc.2004.09.019
3. Liang XX, Gu SW, Lin DL. Polaronic states in a slab of a polar crystal. Phys. Rev. B. 1986;34(4):2807-2814. DOI:<http://dx.doi.org/10.1103/PhysRevB.34.2807>
4. Zhu KD, Kobayashi T. Resonant shallow donor magnetopolaron effect in a GaAs/AlGaAs quantum dot in high magnetic fields. Solid State Commun. 1994;92(4):353-356. DOI: 10.1016/0038-1098(94)90716-1
5. Licari JJ, Evrard R. Electron-phonon interaction in a dielectric slab: Effect of the electronic polarizability. Phys. Rev. B. 1977;15(4):2254-2264. DOI:<http://dx.doi.org/10.1103/PhysRevB.15.2254>
6. Das Sarma S, Mason BA. Optical phonon interaction effect in layered semiconductor structures. Ann. phy. NY 1985;163(1):78-119. DOI: 10.1016/0003-4916(85)90351-3
7. Licari JJ. Polaron self-energy in a dielectric slab. Solid State Commun. 1979;29(8):625-628. DOI: 10.1016/0038-1098(79)90678-1

8. Comas F, Trallero-inner C, Riera R. LOphonon confinement and polaron effect in a quantum well. *Phys. Rev. B.* 1989;39(9):5907-5912.
DOI:<http://dx.doi.org/10.1103/PhysRevB.39.5907>
9. Yu Yi-Fu, Xiao Jing-Lin, Yin Ji-Wen, Wang Zi-Wu. Influence of the interaction between phonons and Coulomb potential on the properties of a bound polaron in a quantum dot. *Chinese Physics B.* 2007;17(6):2236- 2239.
DOI: 10.1088/1674-1056/17/6/049
10. Roussignol P, Ricard D, Flytzanis C. Phonon broadening and spectral hole burning in very small semiconductor particles. *Phys. Rev. Lett.* 1989;62:312-315.
DOI:<http://dx.doi.org/10.1103/PhysRevLett.62.312>
11. Zhu KD, Gu SW. The polaron self-energy due to phonon confinement in quantum boxes and wires. *J. Phys.: Condens. Matter.* 1992;4:1291-1297.
DOI: 10.1088/0953-8984/4/5/009
12. Mukhopadhyay S, Chatterjee A. Formation and stability of a singlet optical bipolaron in a parabolic quantum dot. *J. Phys.: Condens. Matter.* 1996;8(22):4017-4029.
DOI: 10.1088/0953-8984/8/22/006
13. Zhu KD, Gu SW. Polaronic states in a harmonic quantum dot *Phys. Lett. A.* 1992;163(5-6):435-438.
DOI: 10.1016/0375-9601(92)90852-D
14. Chatterjee A, Mukhopadhyay S. Polaronic effects in quantum Dots. *Acta Phys. Polon. B.* 2001;32(2):473-502.
15. Hameau S, Guldner Y, Verzellen O, Ferreira R, Bastard G, Zeman J, Lemaitre A, Gerard JM. Strong Electron-phonon coupling regime in quantum Dots: Evidence for everlasting resonant polarons. *Phys. Rev. Lett.* 1999;83(20): 4152-4155.
DOI:<http://dx.doi.org/10.1103/PhysRevLett.83.4152>
16. Zher Samak, Bassam Saqqa. The optical polaron in spherical quantum dot. *Confinement An - Najah Univ. J. Res. (N.Sc.).* 2009;23:15-29.
17. ZherSamak, BassamSaqqa. The optical polaron versus the effective dimensionality in quantum well systems. *An - Najah Univ. J. Res. (N. Sc.).* 2010;24:55-70.
18. Stauber T, Zimmermann R, Castella H. Electron-phonon interaction in quantum dots: A solvable model. *Phys. Rev. B.* 2000;62(11):7336-7343.
DOI:<http://dx.doi.org/10.1103/PhysRevB.62.7336>
19. Tchoffo M, Fai LC, Isofa N, Kenfack SC, Difo JT, Mody A. magnetopolaron in a cylindrical quantum Dot. *International Journal of Nanoscience.* 2009;8(4):455-463.
DOI: 10.1142/S0219581X09006286
20. Inoshita T, Sakaki H. Electron relaxation in a quantum dot: Significance of multiphonon processes. *Phys. Rev. B.* 1992;46(11):7260-7263.
DOI:<http://dx.doi.org/10.1103/PhysRevB.46.7260>
21. Satyabrata, Sahoo. Energy levels of the Fröhlich polaron in a spherical quantum dot. *Phys. letters A.* 1998;238(6):390-394.
DOI: 10.1016/S0375-9601(97)00935-3
22. Erçelebi A, Senger RT, Energy RT. mass of 3D and 2D polarons in the overall range of the electron phonon coupling strengths. *J. Phys. Condens. Matter.* 1994;6(28): 5455-5464.
DOI: 10.1088/0953-8984/6/28/019
23. Ji-Wen Y, Jing-Lin X, Yi-Fu Y, Zi-Wu W. The influence of electric field on a parabolic quantum dot qubit. *Chinese Physics B.* 2009;18(2):446-450.
24. Yin JW, Xiao JL, Yu YF, Wang ZW. The influence of electric field on a parabolic quantum dot qubit. *Chin. Phys. B.* 2009;18: 446.
DOI: 10.1088/1674-1056/18/2/012
25. Jing-Lin Xiao. Electric field effect on state energies and transition frequency of a strong-coupling polaron in an asymmetric quantum dot. *J. Low Temp Phys.* 2013; 172:122–131.
DOI: 10.1007/s10909-012-0848-4
26. Fotue AJ, Kenfack SC, Fotsin H, Tiotsop M, Fai LC, Tabue Djemmo MP. Modified Lee-Low-Pines polaron in spherical quantum dot in an electric field. *Science International Journal.* 2015;6(1):15-25.
27. Chatterjee A. Strong-coupling theory for the multidimensional free optical polaron. 1990;41:1668.
DOI: 10.1103/PhysRevB.41.1668
28. Li Waisang, Zhu Kadi. Strong electron-phonon interaction effect in quantum dots. *Commun. Theor. Phys.* 1998;29:343-346.
29. Fomin VM, Pokatilov EP, Devreese JT, Balaban SN, Fai LC. 9th International Conference on the Superlattices,

- Microstructures and Microdevices, Liege. 1996;29.
30. Pokatilov EP, Fomin VM, Balaban SN, Klimin SN, Fai LC, Devreese JT. Electron-phonon interaction in cylindrical and planar quantum wires. *Superlattices Microstruct.* 1998;23(2):331-336.
 31. Pokatilov EP, Fomin VM, Devreese JT, Balaban SN, Klimin SN. Bipolaron binding in quantum wires. *Phys. Rev. B.* 2000;61: 2721-2728.
 32. Pokatilov EP, Fomin VM, Devreese JT, Balaban SN, Klimin SN. A bipolaron in a spherical quantum dot with parabolic confinement. *J. Phys., Condensed Matter.* 1999;11:9033-9043.
 33. Fai LC. Polaron and bipolaron states in a cylindrical quantum wire and a spherical quantum dot, multiphoton light absorption in a spherical quantum dot, Moldova State University, Kishinev; 1997.
 34. Fai LC, Fomethe A, Fotue AJ, Mborong VB, Domngang S, Isofa N, Tchoffo M. Bipolaron in a quasi-0D quantum dot. *Superlattices Microstruct.* 2008;43:44-52.
 35. Jing-Lin Xiao. The effect of temperature and electric field on a Quantum rod qubit. *J. Low Temp Phys.* 2012;168:297-305. DOI 10.1007/s10909-012-0633-4
 36. Cui-Lan Zhao, Jing-Lin Xiao. Temperature effect of strong coupling magnetopolaron in quantum rods. *J. Low Temp Phys.* 2010;160:209-218. DOI: 10.1007/s10909-010-0190-7

© 2015 Fotue et al.; This is an Open Access article distributed under the terms of the Creative Commons Attribution License (<http://creativecommons.org/licenses/by/4.0>), which permits unrestricted use, distribution, and reproduction in any medium, provided the original work is properly cited.

Peer-review history:

The peer review history for this paper can be accessed here:
<http://www.sciencedomain.org/review-history.php?iid=1054&id=33&aid=9591>