



# **Plant-Based Insecticides for Control of *Aedes aegypti*, *Sitophilus zeamais* and *Nasutitermes corniger*: A Review and Bibliometric Analysis**

**Lucas Gabriel Pita dos Santos <sup>a</sup>,  
Beatriz de Aquino Marques da Costa <sup>a</sup>,  
Welton Aaron de Almeida <sup>a,b</sup>, Talyta Naldeska da Silva <sup>a</sup>,  
Gabriel da Silva Coutinho <sup>a</sup>, Thiago Henrique Napoleão <sup>c</sup>,  
Tatiana Souza Porto <sup>a</sup> and Emmanuel Viana Pontual <sup>a\*</sup>**

<sup>a</sup> Departamento de Morfologia e Fisiologia Animal, Universidade Federal Rural de Pernambuco, Recife, Brazil.

<sup>b</sup> Programa de Pós-Graduação em Ciências da Saúde, Universidade de Pernambuco, Recife, Pernambuco, Brazil

<sup>c</sup> Departamento de Bioquímica, Centro de Biociências, Universidade Federal de Pernambuco, Recife, Pernambuco, Brazil.

## **Authors' contributions**

*This work was carried out in collaboration among all authors. All authors read and approved the final manuscript.*

## **Article Information**

DOI: 10.9734/AIR/2024/v25i31062

### **Open Peer Review History:**

This journal follows the Advanced Open Peer Review policy. Identity of the Reviewers, Editor(s) and additional Reviewers, peer review comments, different versions of the manuscript, comments of the editors, etc are available here: <https://www.sdiarticle5.com/review-history/115472>

**Review Article**

**Received: 04/02/2024  
Accepted: 08/04/2024  
Published: 12/04/2024**

\*Corresponding author: E-mail: emmanuel.pontual@ufrpe.br;

## ABSTRACT

Insect pests can transmit diseases or affect the economy and their uncontrolled growth is intensified by human activity, which has affected ecosystems and interfered with trophic chains. *Aedes aegypti* L. transmits dengue, chikungunya, zika and yellow fever, while *Sitophilus zeamais* Motsch is a stored grain pest, and *Nasutitermes corniger* Motsch attacks trees and urban buildings. This work provides a review of the state of art and current trends, as well as a bibliometric analysis on the insecticidal activity of plant-based products against *Ae. aegypti*, *S. zeamais* and *N. corniger*. The review of literature data showed that plant insecticides comprise secondary metabolites and proteins that can impair the viability of embryos, larvae, pupae, and adults, as well as fertility and oviposition or feeding behavior of insects. Also, they tend to be more biodegradable and less harmful to non-target organisms compared to synthetic insecticides. The bibliometric analysis revealed the concentration of publications in tropical regions worldwide, where there is a strong occurrence of diseases transmitted by *Ae. aegypti*. These reports were far more numerous than those on *N. corniger* and *S. zeamais*. Furthermore, the synthesis of metallic nanoparticles from plant products has strongly emerged as a current trend.

**Keywords:** Agricultural pest; insects; insecticides; proteins; secondary metabolites; vectors.

## 1. INTRODUCTION

The increase of human populations around the world resulted in growing demand for food and expansion of territories for human activity. Thus, natural ecosystems were modified, causing imbalance in trophic chains. Consequently, the imbalance of populations including plants, fungi, rodents, and insects cause unwanted impacts on the economy and public health [1]. Insect species are considered pests when they attack crops, compete for food, or transmit diseases to humans and/or other animals, and plants.

The main strategy to control insect populations still relies on chemical control using synthetic pesticides. However, the use of these chemicals may become ecologically dangerous because they can linger in soil and water for many years, accumulating in the food chain and causing further damage [2]. These effects can be exacerbated by the leaching of the synthetic pesticides to aquatic environments where they may cause deleterious effects for aquatic organisms and for species that have them as food sources [1, 3]. Additionally, the frequent use of insecticides that act through similar mechanisms can lead to the selection of resistant populations [4].

It is known that the insecticidal mechanisms of the synthetic compounds generally involve the inhibition of enzymes, neurotransmitters or ion channels activity that are conserved in humans [5, 6]. Thus, the handling and application of these chemicals expose the applicators, and individuals living in proximity to treated areas to

the risk of physiological disorders, including Parkinson disease, Alzheimer, cardiovascular diseases, and a set of cancers [7, 8].

This scenario has encouraged the search for natural compounds as an alternative to control insect pests since they tend to be less harmful than synthetic insecticides [9]. In this work, we provide a review of generalities about the disease vector *Aedes aegypti* L., the stored grain pest *Sitophilus zeamais* Motsch and the pest termite *Nasutitermes corniger* Motsch, as well as the activity of plant-based insecticides. In addition, trends in this topic were assessed through a bibliometric approach.

## 2. METHODOLOGY

### 2.1 Research and Cataloging of Scientific Literature

The search was carried out in different databases such as Science Direct (sciencedirect.com/), Scopus (https://www.scopus.com/), Scielo (https://www.scielo.br/), Google Scholar (https://scholar.google.com/) and Web of Science (http://webofscience.com/) using the keywords: "plant extract", "pesticides", "Insect pests", "Pesticides impact", "Lectin", "Protease Inhibitor", "Secondary Metabolites", "Pest Impacts", "*Aedes aegypti*", "*Sitophilus zeamais*", and "*Nasutitermes corniger*". Data from epidemiological bulletins provided by the Brazilian Ministry of Health were also consulted. Next, the titles and abstracts of original papers, review articles, books and book chapters were read, excluding those that did not

provide relevant information or did not fit the scope of the investigation. Articles in Portuguese and English were used. This made it possible to conduct a bibliographical review that served as a theoretical foundation regarding the current context of the impact of insect pests, synthetic insecticides, and natural insecticides.

## 2.2 Bibliometric Analysis of Scientific Data

Data collection for bibliometric analysis was conducted based on research using the keywords: "Plant Extract"; "Insecticide Activity"; "*Sitophilus zeamais*"; "*Nasutitermes corniger*"; "*Aedes aegypti*", in the database Web of Science (<https://www.webofscience.com/>) with no defined publication period. All terms were searched in the "Topics" field, including title, abstract, authors, keywords and "keyword plus", which is a feature of the platform that searches for terms frequently cited within articles. The operators "AND" were also used to relate to the keywords "Plant Extract" and "Insecticide Activity" and "OR" for "*Sitophilus zeamais*"; "*Nasutitermes corniger*"; "*Aedes aegypti*", to include variations between work.

Based on the results, studies that were duplicates, did not use plant compounds, did not evaluate insecticidal activity, did not target the species *Sitophilus zeamais*, *Nasutitermes corniger* or *Aedes aegypti*, and review works were excluded.

After applying the exclusion criteria, the remaining data were entered into the VOSviewer software to generate graphs and figures that represent the analysis of bibliometric parameters such as co-authorship relationships, between among authors, countries and co-occurrence of keywords used in the papers, as well as the strength of correlation of these parameters.

## 3. AEDES AEGYPTI AND ITS MEDICAL IMPORTANCE

Many arthropod species can function as disease vectors for humans (Table 1), thus, an important strategy for the epidemiological control of diseases imply the reduction of vector populations to ecologically acceptable levels. Some examples of diseases transmitted by arthropods and considered as serious public health concerns worldwide are dengue, zika, chikungunya and yellow fevers [10, 11]. The main vector of these arboviruses (viral diseases carried by arthropods) is the mosquito *Aedes aegypti* [12].

In 2022, 1.450.270 probable dengue cases were recorded in Brazil, with 1.016 deaths. For zika and chikungunya fevers, the records were lower, but the agencies responsible for the epidemiological control suggest continuous monitoring to prevent the resurgence of these diseases [18]. In contrast, in the early months of 2023, 899.000 probable cases of dengue fever

**Table 1. Disease vectors and control methods**

Insect	Pathology	Control method	Reference
<i>Ae. aegypti</i> L.	Dengue, zika chikungunya, yellow fever	Chemical interventions using larvicides and insecticides. Introduction of sterile male mosquitoes to reduce the reproduction rate.	Pliego-pliego et al. [13]
<i>Culex quinquefasciatus</i> Say	Lymphatic Filariasis	Chemical interventions using larvicides. Use of protection nets treated with long term insecticides.	Rai et al. [14]
Triatominae Subfamily (Hemiptera: Reduviidae)	Chagas disease	Application of insecticides (pyrethroids)	Gürtler and Cecere, [15]
<i>Lutzomyia</i> genus	Leishmaniasis	Pulverization of chemicals	Rocha et al. [16].
<i>Anopheles gambiae</i> Giles	Malaria	Pulverization of residual products and use of protection nets treated with insecticides	Collins et al. [17]

were registered. This datum represents an increase of 30% in comparison with the same period in 2022 [18]. In addition, these diseases account for economic losses by the affected countries that need to invest in strategies to mitigate them. Only in 2013, the costs associated with the dengue treatment, not counting expenses with vector control, reached US\$ 1,228,000.00 [19].

*Aedes aegypti* Linnaeus, 1762 (Diptera, Culicidae) is native from the African continent. Its acclimatization was driven by anthropic impacts on the natural environment that already favored survival in spaces occupied by humans [20]. *Ae. aegypti* has a pair of functional wings and another pair modified for balance structures (Fig. 1A). The black color together with the white marks in the lines formed on the mosquito thorax are characteristic of the species [12]. Males of *Ae. aegypti* feed on nectar, while females have a daytime blood-sucking habit. The bite of the females can transmit dengue, yellow fever, zika or chikungunya viruses [12].

The oviposition sites of *Ae. aegypti* are associated with standing water, with a preference for reservoirs containing clean water. But it is also adapted to reproduce in environments with non-good quality water. After the copulation, the eggs are laid in the water and the larvae hatch around three days later. There are four larval instars (L<sub>1</sub>, L<sub>2</sub>, L<sub>3</sub> and L<sub>4</sub>) before they become pupae. Next, the metamorphosis for the aerial reproductive stage (the adult mosquitoes) occurs [12, 21].


Under the stimulus of the need for new methods to combat the arboviruses, vaccines were developed [22]. In Brazil, the development and licensing of the Qdenga vaccine were approved by the *Agência Nacional de Vigilância Sanitária* (ANVISA); This vaccine covers the four-dengue

virus serotypes and has a better regulated vaccination schedule when compared to its predecessors [18, 23-25]. However, the distribution of the Qdenga vaccine in the *Sistema Único de Saúde* of Brazil (SUS) still depends on public authorities, and it remains only considered a remedial alternative. Although LA1553, the only chikungunya vaccine candidate worldwide, has been developed, the process for its regulation is still in course. In addition, there are no approved vaccines against Zika virus to date, and even with an efficient vaccine for immunization against yellow fever, its periodically reemerging is recorded. Together, these facts point to need to keep the density of *Ae. aegypti* populations are controlled.

#### 4. ECONOMIC IMPACTS OF NASUTITERMES CORNIGER AND SITOPHILUS ZEAMIS

Some insects are used to generate marketable products, such as the case of the silkworm *Bombyx mori* Lin. (Lepidoptera, Bombycidae) whose cocoons are used in the manufacture of biofibers by the textile industry; This structure is the site where the transition between the caterpillar and the pupa phases occurs [26]. The African bees *Apis mellifera* L. (Hymenoptera, Apidae) are widely used in apiaries in Brazil for honey production. Beekeeping gained space in the international market, increasing the economic impact of Brazilian products until 2010. In this sense, beekeeping generates employment and income throughout the country, but mainly in the northeast region [27].

On the other hand, there are many insects whose economic impact is negative. For example, termites of the species *Nasutitermes corniger* Motsch. (Blattodea, Termitidae), have a high damaging potential to the sapwood of trees,



**Fig. 1. *Aedes aegypti* in adult winged phase (A). *Nasutitermes corniger* Soldier (B) and worker (C). Adults of *Sitophilus zeamais*, the maize weevil (D)**

wooden structures in urban buildings, books, clothes, papers, and furniture. These insects adapt well outside their natural environment and are highly resilient to current control methods [28, 29]. *N. corniger* is part of the deadwood decomposer community due to its ability to digest cellulose. They build their colonies on trees, roots or on the ground and have division of labor and an organized system of castes that comprise a reproductive group restricted to one or few queens, the soldiers (Fig. 1B) who defend the colony when there is a sign of invaders, the infertile workers (Fig. 1C) who have the function of feeding the reproducers, and the immature forms. The non-reproductive castes have very evident morphological characteristics, such as soldiers who have a well-developed structure with a pointed shape on their heads that gives them the name "nasute" [30].

Insects can be considered agricultural pests when they consume a large part of production, making them unsuitable for distribution and commercialization [31, 32]. The damage caused by the insect activity in crops exceeds competition for food and may include the transmission of pathogens to crop plants. It is the case of the aphid species *Aphis gossypii* Glover (Hemiptera, Aphidida), a cotton pest that can transmit a set of disease-causing viruses to crops, including anthocyanosis [33, 34].

Insects of the *Sitophilus* (Coleoptera, Curculionidae) genus are important stored grain pests that attack maize grains and processed foods (cookies, crackers, pasta). They account for severe agricultural losses in developing countries, which may comprise approximately 30% of production, since they reduce the weight of the grain through direct consumption, decreasing their quality, nutritional value, and the germinative potential of seeds [32, 35-37]. *S. zeamais* (Fig. 1D), the maize weevil, not only feeds on corn kernels but also reproduces and oviposits within them [38]. Its biological cycle includes the egg, larva, pupa, and adult phases and lasts an average of 34 days. The larvae develop within the grains and at the end of development, the adults emerge with a rostrum projected in front of the head, which serves as sexual dimorphism [36]. The projection of males is short and thick and that of females is longer and slender; both are deep brown in color with small spots on the elytra. Each female can oviposit approximately 280 eggs and the oviposition period last about 100 days. The incubation of eggs can oscillate between 3 and 6

days until the hatching of the larvae, which have a yellowish color and darker at the head. The pupae are whitish in color [39].

## 5. CHEMICAL CONTROL OF INSECT PESTS

Because of the damages caused by the insect pests, humans developed methods to control their populations. One of the widely applied methods is the use of pesticides, toxic chemicals for pest management [1]. However, this kind of substance has low specificity and can be responsible for causing physiological disorders on the people who apply the products or the ones that are nearby the application sites [2]. Furthermore, the hazardous pesticides can linger in the environment and be transported to lakes, rivers, and seas by leaching process, causing a series of impacts for the organisms that live there [40].

The synthetic pesticides are classified based on their chemical composition in organochlorine, organophosphate, carbamates, pyrethroids and neonicotinoids. These products have neuroactivity, inhibiting neurotransmitters and voltage dependent channels. Nevertheless, the effects of synthetic insecticides do not affect only insects once neurotransmitters and voltage dependent channels structures are preserved in humans and other mammals [41].

Since the start of large-scale use of synthetic pesticides, the incidence of diseases associated with neural and muscular problems has risen. The clinical conditions of Alzheimer's and Parkinson's diseases can be correlated not only with genetic heredity but also with environmental factors such as exposure to hazardous synthetic insecticides. These substances have the potential to dysregulate the dopaminergic pathway, leading to Parkinson's disease, or interfere with acetylcholinesterase activities, which may be associated with Alzheimer's disease [41, 42].

Cardiotoxicity is an issue that also could be related with synthetic insecticides. They can induce toxicity in heart tissue through their already known mechanisms. The inhibition of proteases, such as acetylcholinesterase or mitochondrial chain proteins (Table 2), and dysregulation on the balance of the voltage-dependent channels, as occurs in organochlorine poisoning (Table 2), can lead to some metabolic disorders such oxidative stress and apoptosis of

myocardial cells, expressed as myocardial infarcts, impaired heart rate and hemorrhage [7, 43, 44].

It is also known that the presence of pesticides in the environment can be hazardous to the organisms living there. After administration of insecticides, toxic substance residues can be leached into aquatic environments. Once there, this substance can be ingested or absorbed by various organisms, such as fish, mussels, and crustaceans, resulting in ecological impacts [45]. Assays using *Danio rerio* (zebrafish) may help to elucidate the effects of pesticides in aquatic systems, which may include hatch delay, cardiotoxicity oxidative stress, and embryo malformations; The ecotoxicity investigations can help to predict the impact of pesticides in aquatic environments, which may result in high vulnerability of aquatic organisms to predation or inefficiency in competing for food or space [45].

Indirect impacts can be observed through the accumulation of toxic substances in the body of aquatic organisms. When toxic molecules are available in the environment, they can be absorbed and accumulated by the organisms, such as bivalves, and travel up the food chain, affecting animals at the top [46]. The analysis conducted in the Mondego River estuary of Portugal revealed that a massive portion of the edible species with economic importance were contaminated with pesticide residues. This contamination poses a serious risk to human health, as these pesticides can accumulate in the species that are consumed as food [3].

Despite the environmental and ecological damages, the use of pesticides has represented, for large food producers, one of the most effective strategies in reducing the losses derived from the attacks of pests [1]. In this sense, the search for environmentally safer compounds, a higher degree of biodegradability and less potential for bioaccumulation has motivated scientists in the field of natural products [9].

## 6. PLANT COMPOUNDS WITH INSECTICIDAL ACTIVITY

An alternative for pest control, less hazardous for human and environment, lies in plant products. Proteins and secondary metabolites from plants are considered promising substances with biological applications, including insecticidal activity. Thereby, researchers look mainly into plants with ethnopharmacological use, as they

have a great chemical potential to achieve a desired biological effect [9].

Plant based insecticides use chemical compounds produced by plants for their own protection against insects. These molecules are part of plant metabolism that can be primary and secondary. The primary metabolism involves essential molecules to plant survival, such as carbohydrates, lipids, proteins, and nucleic acids [47]. While the secondary metabolism comprises substances produced in small quantities that may vary between taxonomic groups or due seasonality and stress conditions. Alkaloids, phenolic compounds and terpenoids are secondary metabolites with interesting biological activities, which are complex structures under low molecular weight. The distinct patterns of secondary metabolite production are valuable aid plant taxonomy [47].

The insecticidal effects of secondary metabolites may include physiologic changes in organisms, hindering nutrition, preventing the sexual maturation and reproduction processes, compromising embryonic development, and causing malformations [48]. Souza et al. [49] carried out tests with essential oils from two species of *Alpinia sp.* (Zingiberaceae), to investigate the insecticidal and repellent effects against *Rhodnius nasutus* Stål, a vector of Chagas disease. The study indicated the insecticidal potential of essential oils from *Alpinia zerumbet* (Pers.) Burt et Smith and *Alpinia vittata* W.Bull that caused mortality of 73.3% and 83.3% for *R. nasutus*, respectively, under a concentration of 125 µg/µL. The authors identified a high concentration of terpinen-4-ol in the essential oil of *A. zerumbet*, while that of *A. vittata* had β-pinene as a main compound. In addition, a mortality rate of 100% was recorded when *R. nasutus* were exposed to terpinen-4-ol (25 µg/µL) and β-pinene (44 µg/µL).

Monoterpenes are examples of secondary metabolites with insecticidal activity against *Ae. aegypti*. Silva et al. [50] assessed the efficacy of *Aristolochia trilobata* L. monoterpenes against females and larvae of *Ae. aegypti* susceptible or resistant to pyrethroids. The results showed that the monoterpenes were lethal for adult females and had sublethal effects on larvae that can make it more susceptible to predation and incapable to compete for food. The saline extract of *Schinus terebinthifolia* Raddi leaves containing flavonoids exerts strong deterrent effect to *S. zeamais* and caused inhibition of proteolytic

activity at its midgut, leading to antinutritive effects [51]. Flavonoids can also induce deterrence to *N. corniger* or exert toxicity killing the termites [52].

Some proteins are expressed by plants to defend themselves against insect pests or predators and this ability resulted from a coevolution process. Protease inhibitors and lectins (carbohydrate binding proteins) can function as defense proteins and have their expression modulated by attack by pests and pathogens [53]. Protease inhibitors are mainly present in seeds and tubers with competitive dynamics against protein substrates. Since trypsin is a protease ubiquitously distributed in insects, trypsin inhibitors may have insecticidal activity by causing nutrition disorders and death from starvation [54].

Flowers of *Moringa oleifera* Lam. (Moringaceae) contain proteins with trypsin inhibitor activity that kills *N. corniger* workers [55]; The author showed that the protein-rich preparation of *M. oleifera* flowers was able to inhibit *in vitro* the trypsin-like activity and the growth of microbiota from workers midgut. A *M. oleifera* flower extract containing triterpene, sterol, flavonoids, and a proteinaceous trypsin inhibitor named MoFTI killed *Ae. aegypti* L<sub>2</sub>, L<sub>3</sub> and L<sub>4</sub> (LC<sub>50</sub> of 1.72%, 1.67%, and 0.92%, respectively). The authors showed by a *In vivo* assay that L<sub>4</sub> gut trypsin treated with the extract at CL50 was strongly inhibited (98.6%) after 310 min; Also, the heating of the extract (100° C; 12 h) resulted in loss of trypsin inhibitor and larvicidal activities, indicating a correlation between these effects [67]. When isolated, MoFTI killed *Ae. aegypti* newly hatched larvae and caused delay of development; The inhibition of L<sub>4</sub> midgut microbiota growth by MoFTI (minimum inhibitory concentration of 0.031 mg/mL) was also demonstrated [56]. Protease inhibitor from *Allium sativum* L. delayed the development and caused death of *Ae. aegypti* larvae [57].

Lectins are proteins that bind carbohydrates in a reversible and specific way, these either being free, conjugated or part of the cell surface. Researchers report lectins as a healing, immunomodulators, antibacterial, antifungals, antivirals, and insecticidal agents [58]. The toxicity of lectins is described to different insect orders such as Lepidoptera, Coleoptera and Hemiptera. The affinity for carbohydrates allows these proteins to associate with glycoproteins or other glycoside structures in the insect body

causing harmful effects on fertility, nutrition, development, and survival because of physiological disorders [59]. Lectins from *M. oleifera* seeds showed larvicidal effects on *Ae. aegypti* associated with dysregulation of digestive enzymes, as well as harmed the viability of eggs and functioned as a chemical cue for oviposition [60].

The lectin from *Opuntia ficus-indica* (L.) Mill. cladode caused weight reduction of *S. zeamais* [30]; The authors attributed this effect to the lectin's ability to interfere with the digestion and absorption of nutrients, making it difficult to convert food into biomass. Lectins from bark, heartwood, and leaves of *Myracrodruon urundeuva* Fr. All. resisted to incubation with proteases from *N. corniger* gut and killed Soldiers and workers, as well as showed *in vitro* antimicrobial activity on microbiota from their guts [61].

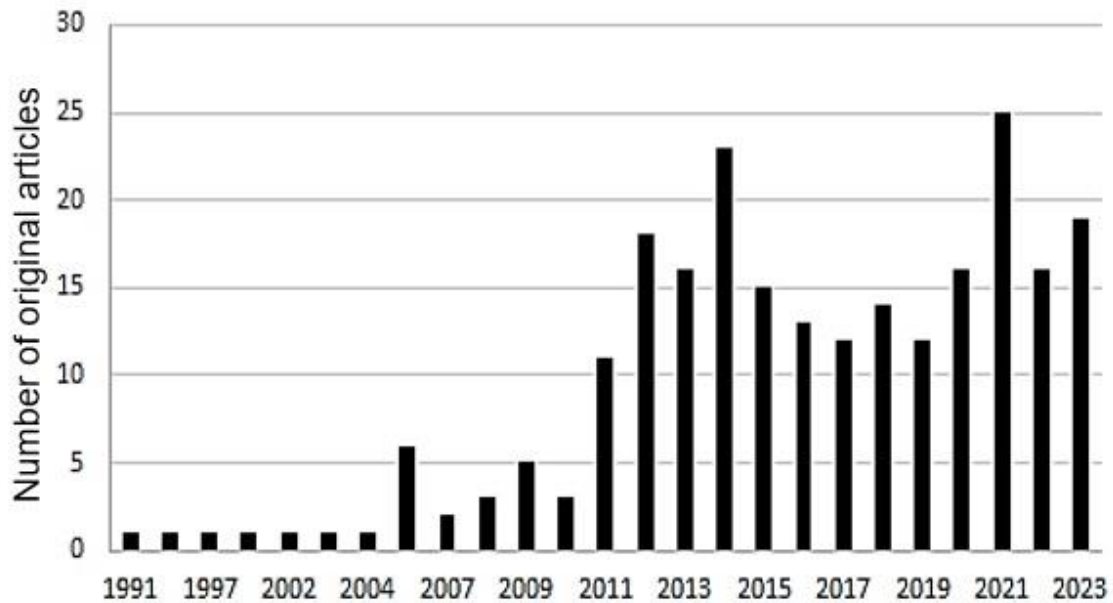
## 7. BIBLIOMETRIC APPROACH

Bibliometric analysis was used here as a tool to identify trends in the field of plant-based insecticides and guide new research toward less explored avenues or highlight topics that have become less relevant. Although systematic reviews and meta-analyses are quite efficient in conducting qualitative and quantitative assessments, bibliometric analysis can simultaneously perform both types of evaluations using information such as authorship, publication countries and keyword occurrences [62].

Our search revealed a total of 363 published manuscripts, being reduced to 236 original papers after applying the exclusion criteria. Fig. 2 represents the number of original articles reporting the production and evaluations of plant-based insecticides published between 1991 and 2023. The data shows that the topic gained prominence from the 2000s onwards, with a strong expansion from 2010, and a peak of production in 2021, with 25 publications, which has not been surpassed to date.

The analysis of the data from the manuscripts using the *Vosviewer* software allowed identify co-authorship and keyword co-occurrence. When analyzing co-authorship among researchers, restricting the results to those with a minimum of three publications in the field, it was identified that 57 authors met this criterion, maintaining a significant network of collaboration among themselves, with few dispersion regions (Fig. 3A).





**Fig. 2. Number of original article publications by year in the field of plant-based insecticides. Data collection used the keywords: “Plant Extract”; “Insecticide Activity”; “*Sitophilus zeamais*”; “*Nasutitermes corniger*”; “*Aedes aegypti*” in the database Web of Science. Studies that did not use plant compounds, did not evaluate insecticidal activity, did not target the species *S. zeamais*, *N. corniger* or *Ae. aegypti*, as well as review works were excluded**

It was found a predominance of authors in countries of tropical regions; Forty-seven countries with publications in the area were identified, with the key studies being developed in India (88 documents, 34.4%) and Brazil (56 documents, 21.9%) (Fig. 3A). Additionally, the countries with the highest number of publications maintain a stronger co-authorship relationship (Fig. 3B); They are predominantly countries in Asia (India, Thailand, Taiwan, Saudi Arabia, Malaysia, United Arab Emirates), Latin America (Brazil, Mexico, Ecuador), and a few countries from the African and European continents (Nigeria, Yemen, Egypt, Tanzania, England, Italy).

This pattern of distribution of the publications may be attributed to the growing interest of tropical countries in controlling insect pests, particularly of disease vectors including the dengue, chikungunya, zika, and yellow fever [63]. These arboviruses have become increasingly concerning in recent years, due to the climate changes and the high population growth [64].


Interesting, Brazil had a good amount of publication numbers between the years 2015 and 2020 (Fig. 4). This period corresponded to an

epidemy of chikungunya and zika associated with microcephaly specially in the region northeast of Brazil [65]. In this sense, the increased interest in alternatives to control *Ae. Aegypti* population may be linked to this epidemic.

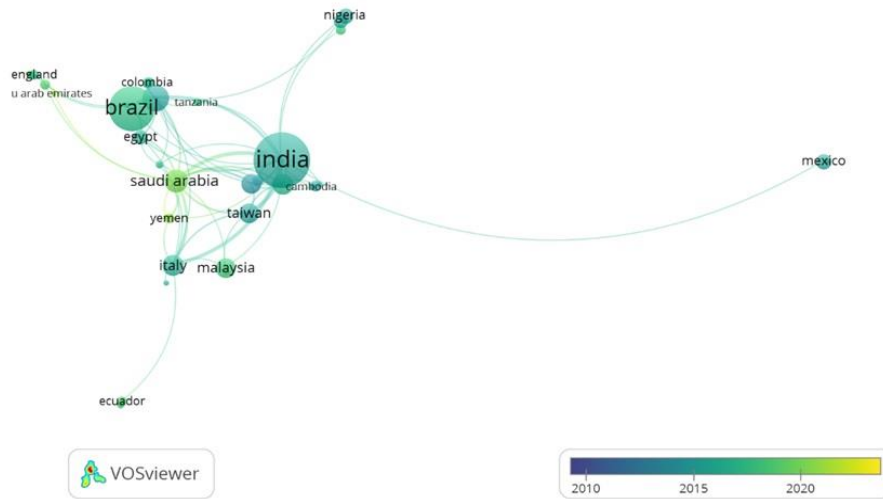
The keyword co-occurrence analysis reinforced the pattern of regions that publish the most in this field of study. After restricting the keywords to that present in at least five documents, a total of 53 keywords were selected, and the analysis showed that the main pillars of the studies were "essential oils," "larvicidal activity," and "*Aedes aegypti*" (Fig. 5). The prevalence of *Ae. aegypti* and the mosquito-borne diseases in the tropical countries may explain the distribution patterns of literature production reported here.

The Vosviewer platform also offers an additional visualization mode called 'Overlay', where the nodes related to keywords were distinctly colored according to the publication year of the articles in which they are mentioned. This method enables the identification of keywords most frequently used over the publication period in the field, through color variation, providing a basis for inferences about current topics and potential research trends within the subject area.

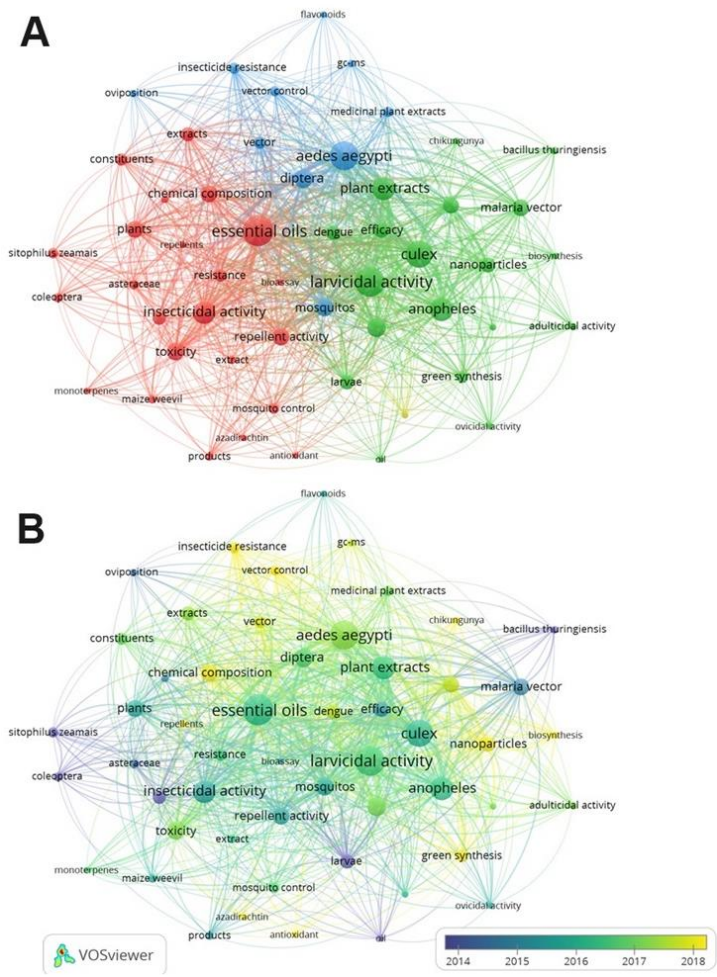




**Fig. 3. Overview of co-authorship network of researchers in the field of plant-based insecticides (A). Source: Web of Science Core Collection). Overview of co-authorship patterns among countries (B and C) (CLARIVATE, 2023)**



**Fig. 4. Overview of co-authorship patterns among countries in the field of plant-based insecticides (CLARIVATE, 2023).**



**Fig. 5. Keyword co-occurrence analysis of terms mentioned in at least five publications (A) Keyword co-occurrence analysis of terms mentioned in at least 5 publications (A) and overlay representation (B) in the field of plant-based insecticides and overlay representation (B). Source: Web of Science Core Collection (Clarivate, 2023)**

When viewing the keyword co-occurrence analysis through the 'Overlay' representation, it becomes evident that terms like "larvae" and "oil" are the most traditionally cited, highlighting that the larvicidal activity of essential oils has historically been one of the primary focuses of research related to plant-based insecticides (Fig. 5).

Although most of the selected documents focus on evaluating the larvicidal potential of essential oils and plant extracts, the terms "biosynthesis", "vector control" and "nanoparticles" were also detected which appear yellow, indicating that they are present in more recent publications.

In our bibliometric approach, the green synthesis of metallic nanoparticles appears as a strong trend on the topic, probably because it increases the action of chemicals and reduces non-target toxicity compared to free components [66]. It has been well reported that the use of plant extracts in the synthesis of silver nanoparticles can be highly efficient in reducing ions, which combined with their complex composition, rich in secondary metabolites and classes of proteins with insecticidal potential, can represent an efficient pest control strategy [66].

Silver nanoparticles synthesized from the methanolic extract of the leaves of *Passiflora foetida* L. (Passifloraceae) killed different larval instars and pupae of *Ae. aegypti* with LC<sub>50</sub> ranging from 47.8 ppm to 88.4 ppm [67]. Furthermore, iron oxide nanoparticles containing the aqueous extract of *Grevillea robusta* A. Cunn. ex R.Br. (Proteaceae) leaves killed L2 and L4 of *Ae. aegypti*, with LC<sub>50</sub> of 238.05 and 259.07 ppm, respectively [68]. These data represent important advances in nanotechnology based on natural products.

## 8. CONCLUSION

Compounds and molecules isolated from plants have a wide potential for the development of biotechnological products for control insect populations considered as urban or crop pests. Currently, many studies point to protease inhibitors, lectins, and secondary metabolites as promising insecticides. Furthermore, many studies focus on the insecticidal activity against *Ae. aegypti* and other mosquitoes species more than *S. zeamais* or *N. corniger*, indicating that there is room for more research with these two species. The bibliometric approach revealed a growing interest in silver nanoparticles in recent years, which could become a starting point for

widely marketable product formulations. Therefore, the topic is current and relevant, especially in tropical and agriculturally developed regions worldwide. However, more studies are still needed on the applicability of formulations and side effects against non-target organisms.

## ACKNOWLEDGEMENTS

The authors express their gratitude to the Conselho Nacional de Desenvolvimento Científico e Tecnológico (CNPq; grant numbers 407192/2018-2 and 408789/2016-6) for financial support and fellowship (THN and EVP). They are also grateful to the Coordenação de Aperfeiçoamento de Pessoal de Nível Superior (CAPES; Finance Code 001) and the Fundação de Amparo à Ciência e Tecnologia do Estado de Pernambuco (FACEPE; grant numbers APQ-0108-2.08-14, and APQ-1324-2.08/22). LGPS would like to thank FACEPE (IBPG-0422-5.05/20) for graduate scholarship. WAA thanks Government of the state of Pernambuco and Universidade de Pernambuco (UPE; PFA – Programa de Fortalecimento Acadêmico) for graduate scholarship. GSC thanks to the Programa de Educação Tutorial – PET from the Biological Sciences Course of Universidade Federal Rural de Pernambuco for the scholarship. In addition, the authors would like to thank Josiane Gonzaga dos Santos for designing Fig. 1.

## COMPETING INTERESTS

Authors have declared that no competing interests exist.

## REFERENCES

1. Kudsk P, Jørgensen LN, Ørum JE. Pesticide Load—A new Danish pesticide risk indicator with multiple applications. *Land Use Policy*. 2018;70:384–393. Available: <https://doi.org/10.1016/j.landusepol.2017.11.010>
2. World Health Organization. Guidance on pesticide licensing schemes: International Code of Conduct on Pesticide Management. Food & Agriculture Org; 2021.
3. Rodrigues ET, Alpendurada MF, Ramos F, Pardal MA. Environmental and human health risk indicators for agricultural pesticides in estuaries. *Ecotoxicol Environ Saf*. 2018;150:224–231.

- Available:<https://doi.org/10.1016/j.ecoenv.2017.12.047>
4. Richardson EB, Troczka BJ, Gutbrod O, Davies TGE, Nauen R. Diamide resistance: 10 years of lessons from lepidopteran pests. *J Pest Sci.* 2020;93(3):911–928. Available:<https://doi.org/10.1007/s10340-020-01220-y>
  5. Meijer M, Brandsema JAR, Nieuwenhuis D, Wijnolts FMJ, Dingemans MML, Westerink RHS. Inhibition of Voltage-Gated Calcium Channels After Subchronic and Repeated Exposure of PC12 Cells to Different Classes of Insecticides. *Toxicol Sci.* 2015;147(2):607–617. Available:<https://doi.org/10.1093/toxsci/kfv154>
  6. Soderlund DM. Molecular mechanisms of pyrethroid insecticide neurotoxicity: recent advances. *Arch Toxicol.* 2012;86(2):165–181. Available:<https://doi.org/10.1007/s00204-011-0726-x>
  7. Anakwue R. Cardiotoxicity of Pesticides: Are Africans at Risk? *Cardiovasc Toxicol.* 2018;19(2):95–104. Available:<https://doi.org/10.1007/s12012-018-9486-7>
  8. Sabarwal A, Kumar K, Singh RP. Hazardous effects of chemical pesticides on human health-Cancer and other associated disorders. *Environ Toxicol Pharmacol.* 2018;63:103–114. Available:<https://doi.org/10.1016/j.etap.2018.08.018>
  9. Pino-Otín MR, Ballesteros D, Navarro E, González-Coloma A, Val J, Mainar AM. Ecotoxicity of a novel biopesticide from *Artemisia absinthium* on non-target aquatic organisms. *Chemosphere.* 2019;216:131–146. Available:<https://doi.org/10.1016/j.chemosphere.2018.09.071>
  10. Almeida WA, Santos LGP, Silva T N, Albuquerque LP, Pontual EV. Epidemiological profile of leishmaniasis notifications in the Pernambuco state in Brazil from 2015-2023. *Saud Pesq.* 2023; 16(2):e-11311. Available:<https://doi.org/10.17765/2176-9206.2023v16n2.e11311>
  11. Seixas G, Grigoraki L, Weetman D, Vicente JL, Silva AC, Pinto J, Vontas J, Sousa CA. Insecticide resistance is mediated by multiple mechanisms in recently introduced *Aedes aegypti* from Madeira Island (Portugal). *PLOS Negl Trop Dis.* 2017;11(7):e0005799. Available:<https://doi.org/10.1371/journal.pntd.0005799>
  12. Powell JR. Mosquito-Borne Human Viral Diseases: Why *Aedes aegypti*?. *Am J Trop Med Hyg.* 2018;98(6):1563–1565. Available:<https://doi.org/10.4269/ajtmh.17-0866>
  13. Pliego-Pliego E, Vasilieva O, Velázquez-Castro J, Fraguera Collar A. Control strategies for a population dynamics model of *Aedes aegypti* with seasonal variability and their effects on dengue incidence. *Appl Math Model.* 2020;81:296–319. Available:<https://doi.org/10.1016/j.apm.2019.12.025>
  14. Rai P, Bharati M, Subba A, Saha D. Insecticide resistance mapping in the vector of lymphatic filariasis, *Culex quinquefasciatus* Say from northern region of West Bengal, India. *PLoS ONE.* 2019;14(5):e0217706. Available:<https://doi.org/10.1371/journal.pone.0217706>
  15. Gürtler RE, Cecere MC. Chagas Disease Vector Control. *Triatominae - the Biology of Chagas Disease Vectors.* 2021;491–535. Available:[https://doi.org/10.1007/978-3-030-64548-9\\_18](https://doi.org/10.1007/978-3-030-64548-9_18)
  16. Rocha MF, Michalsky ÉM, Lara-Silva FO, Pereira NCL, Lana RS, França-Silva JC, Pinheiro LC, Marinho SSB, Santos RC, Santo LRE, Fortes-Dias CL, Dias ES. Impact of vector control actions in the abundance of *Lutzomyia longipalpis* in Montes Claros, Brazil. *Acta Trop.* 2022; 228:106305–106305. Available:<https://doi.org/10.1016/j.actatropica.2022.106305>
  17. Collins E, Vaselli NM, Sylla M, Beavogui AH, Orsborne J, Lawrence G, Wiegand RE, Irish SR, Walker T, Messenger LA. The relationship between insecticide resistance, mosquito age and malaria prevalence in *Anopheles gambiae* s.l. from Guinea. *Sci Rep.* 2019;9(1):8846. Available:<https://doi.org/10.1038/s41598-019-45261-5>
  18. Brasil, Ministério da Saúde. Monitoramento dos casos de arboviroses até a semana epidemiológica 52 de 2022. 2023. Available:<https://www.gov.br/saude/pt-br/centrais-de-conteudo/publicacoes/boletins/epidemiolog>

- icos/edicoes/2023/boletim-epidemiologico-volume-54-no-01/
19. Martelli CMT, Siqueira JB, Parente MPPD, Zra ALSA, Oliveira CS, Braga C, Pimenta FG, Cortes F, Lopez JG, Bahia LR, Mendes MCO, Rosa MQM, Siqueira-Filha NT, Constenla D, Souza WV. Economic Impact of Dengue: Multicenter Study across Four Brazilian Regions. *PLOS Negl Trop Dis*. 2015;9(9):e0004042. Available: <https://doi.org/10.1371/journal.pntd.0004042>
  20. Zara ALSA, Santos SM, Fernandes-Oliveira ES, Carvalho RG, Coelho GE. Estratégias de controle do *Aedes aegypti*: uma revisão. *Epidemiol Serv Saúde*. 2016;25(2):1–2. Available: <https://doi.org/10.5123/s1679-49742016000200017>
  21. Beserra EB, Freitas EM, Souza JT, Fernandes CRM, Santos KD. Ciclo de vida de *Aedes (Stegomyia) aegypti* (Diptera, Culicidae) em águas com diferentes características. *Iheringia Sér Zool*. 2009;99(3):281–285. Available: <https://doi.org/10.1590/s0073-47212009000300008>
  22. World Health Organization. Dengue - Global situation. Fact sheet. 2023;21 December 2023. Available: <https://www.who.int/emergencies/disease-outbreak-news/item/2023-DON498>
  23. Chiarella JM. Vacina da dengue: um desafio nacional. *Rev Facul Cien Med Sorocaba*. 2016;18(2):123–124. Available: <https://doi.org/10.5327/z1984-4840201627552>
  24. Torresi J, Ebert G, Pellegrini M. Vaccines licensed and in clinical trials for the prevention of dengue. *Human Vaccin Immunother*. 2017;13(5):1059–1072. Available: <https://doi.org/10.1080/21645515.2016.1261770>
  25. Tripathi NK, Shrivastava A. Recent Developments in Recombinant Protein-Based Dengue Vaccines. *Front Immunol*. 2018;9:1919. Available: <https://doi.org/10.3389/fimmu.2018.01919>
  26. Rockwood DN, Preda RC, Yücel T, Wang X, Lovett ML, Kaplan DL. Materials fabrication from *Bombyx mori* silk fibroin. *Nat Protoc*. 2011;6(10):1612–1631. Available: <https://doi.org/10.1038/nprot.2011.379>
  27. Pasin LEV, Tereso MJA, Barreto LMRC. Análise da produção e comercialização de mel natural no Brasil no período de 1999 a 2010. *Agroalimentaria*. 2012;29.
  28. Alvarez S. Potential economic costs of invasive structural pests: conehead termites, *Nasutitermes corniger*, in Florida. *J Environ Plan Manag*. 2016;59(12):2145–2162. Available: <https://doi.org/10.1080/09640568.2015.1130689>
  29. Alvarez S. Rapid Response Lowers Eradication Costs of Invasive Species: Evidence from Florida. *Choices*. 2019;33(4):1–9. Available: <https://doi.org/10.22004/ag.econ.281271>
  30. Souza C, Procópio TF, Belmonte BR, Paiva PMG, Pereira LA, Pontual EV, Napoleão TH. Effects of *Opuntia ficus-indica* lectin on feeding, survival, and gut enzymes of maize weevil, *Sitophilus zeamais*. *Appl Biol Chem*. 2018;61(3):337–343. Available: <https://doi.org/10.1007/s13765-018-0363-7>
  31. Lorini I. Manual técnico para o manejo integrado de pragas de grãos de cereais armazenados. Embrapa; 2007. Available: <https://www.infoteca.cnptia.embrapa.br/handle/doc/821539>
  32. Mikami AY, Carpentieri-Pípolo V, Ventura MU. Resistance of Maize Landraces to the Maize Weevil *Sitophilus zeamais* Motsch. (Coleoptera: Curculionidae). *Neotrop Entomol*. 2012;41(5):404–408. Available: <https://doi.org/10.1007/s13744-012-0054-8>
  33. Michelotto MD, Busoli AC. Eficiência de ninfas e adultos de *Aphis gossypii* Glov. na transmissão do vírus do mosaico das nervuras do algodoeiro. *Bragantia*. 2003; 62(2):255–259. Available: <https://doi.org/10.1590/s0006-87052003000200010>
  34. Wang S, Qi Y, Desneux N, Shi X, Biondi A, Gao X. Sublethal and transgenerational effects of short-term and chronic exposures to the neonicotinoid nitenpyram on the cotton aphid *Aphis gossypii*. *J Pest Sci*. 2016;90(1):389–396. Available: <https://doi.org/10.1007/s10340-016-0770-7>
  35. Antunes LEG, Viebrantz PC, Gottardi R, Dionello RG. Características físico-químicas de grãos de milho atacados por *Sitophilus zeamais* durante o

- armazenamento. Rev Bras Eng Agric Ambient. 2011;15(6):615–620.  
Available:<https://doi.org/10.1590/s1415-43662011000600012>
36. Botton M, Lorini I, Afonso AP. Ocorrência de *Sitophilus zeamais* Mots. (Coleoptera: Curculionidae) danificando a cultura da videira no Rio Grande do Sul. Neotrop Entomol. 2005;34(2):355–356.  
Available:<https://doi.org/10.1590/s1519-566x2005000200027>
  37. Kamarulzaman PSD, Yusup S, Osman N, Ramli@Yusof NH, Kueh BWB, Talib R. Effectiveness of neem based biopesticide to enhance rice (*Oryza sativa*) productivity. Sustain Chem Pharm. 2018;7:36–40.  
Available:<https://doi.org/10.1016/j.scp.2017.12.001>
  38. Danho M, Gaspar C, Haubruge E. The impact of grain quantity on the biology of *Sitophilus zeamais* Motschulsky (Coleoptera: Curculionidae): oviposition, distribution of eggs, adult emergence, body weight and sex ratio. J Stored Prod Res. 2002;38(3):259–266.  
Available:[https://doi.org/10.1016/s0022-474x\(01\)00027-3](https://doi.org/10.1016/s0022-474x(01)00027-3)
  39. Lorini I, Schneider S. Pragas de grãos armazenados: resultados de pesquisa; 1994.  
Available:[Www.infoteca.cnptia.embrapa.br](http://www.infoteca.cnptia.embrapa.br)  
Available:<https://www.infoteca.cnptia.embrapa.br/handle/doc/849312>
  40. Gill HK, Garg H. Pesticides: Environmental Impacts and Management Strategies. In Available:[www.intechopen.com](http://www.intechopen.com). IntechOpen. 2014.
  41. Casida JE, Durkin KA. Neuroactive Insecticides: Targets, Selectivity, Resistance, and Secondary Effects. Annu Rev Entomol. 2013;58(1):99–117.  
Available:<https://doi.org/10.1146/annurev-ento-120811-153645>
  42. Hayden KM, Norton MC, Darcey D, Ostbye T, Zandi PP, Breitner JCS, Welsh-Bohmer KA. Occupational exposure to pesticides increases the risk of incident AD: The Cache County Study. Neurology. 2010; 74(19):1524–1530.  
Available:<https://doi.org/10.1212/wnl.0b013e3181dd4423>
  43. Georgiadis N, Tsarouhas K, Tsitsimpikou C, Vardavas A, Rezaee R, Germanakis I, Tsatsakis A, Stagos D, Kouretas D. Pesticides and cardiotoxicity. Where do we stand? Toxicol Appl Pharmacol. 2018; 353:1–14.  
Available:<https://doi.org/10.1016/j.taap.2018.06.004>
  44. Wei J, Liu J, Zhang L, Zhu Y, Li X, Zhou G, Zhao Y, Sun Z, Zhou X. Endosulfan induces cardiotoxicity through apoptosis via unbalance of pro-survival and mitochondrial-mediated apoptotic pathways. Sci Total Environ. 2020;727:138790.  
Available:<https://doi.org/10.1016/j.scitotenv.2020.138790>
  45. Lee JY, Park H, Lim W, Song G. Developmental toxicity of chlorpropham induces pathological changes and vascular irregularities in zebrafish embryos. Comp Biochem Physiol - C: Toxicol Pharmacol. 2020;236:108802.  
Available:<https://doi.org/10.1016/j.cbpc.2020.108802>
  46. Van Groenigen JW, Huygens D, Boeckx P, Kuyper ThW, Lubbers IM, Rütting T, Groffman PM. The soil N cycle: new insights and key challenges. Soil. 2015; 1(1):235–256.  
Available:<https://doi.org/10.5194/soil-1-235-2015>
  47. Jain C, Khatana S, Vijayvergia R. Bioactivity of secondary metabolites of various plants: a review. Int J Pharm Sci Res. 2019;5:494–504.  
Available:[https://doi.org/10.13040/IJPSR.0975-8232.10\(2\).494-04](https://doi.org/10.13040/IJPSR.0975-8232.10(2).494-04)
  48. Souza T, Lopes MA, Ramos AS, Ferreira JMF, Ferreira JLP, Silva JRA, Queiroz MMC, Araújo KGL, Amaral ACF. *Alpinia* essential oils and their major components against *Rhodnius nasutus*, a vector of Chagas disease. Sci World J. 2018; 2018:1–6.  
Available:<https://doi.org/10.1155/2018/2393858>
  49. Silva IM, Martins GF, Melo CR, Fabiano A, Faro RR, Blank AF, Alves PB, Picanço MC, Cristaldo PF, Paula A, Bacci L. Alternative control of *Aedes aegypti* resistant to pyrethroids: lethal and sublethal effects of monoterpene bioinsecticides. Pest Manag Sci. 2018; 74(4):1001–1012.  
Available:<https://doi.org/10.1002/ps.4801>
  50. Camaroti JRSL, Almeida WA, Belmonte BR, Oliveira APS, Lima TA, Ferreira MRA, Paiva PMG, Soares LAL, Pontual EV, Napoleão TH. *Sitophilus zeamais* adults have survival and nutrition affected by

- Schinus terebinthifolius* leaf extract and its lectin (SteLL). Ind Crop Prod. 2018; 116:81–89.  
Available:<https://doi.org/10.1016/j.indcrop.2018.02.065>
51. Santana ALBD, Maranhão CA, Santos J, Cunha FM, Mendes G, Bieber LW, Nascimento MHC. Antitermitic activity of extractives from three Brazilian hardwoods against *Nasutitermes corniger*. Int Biodeterior Biodegrad. 2010;64(1):7–12.  
Available:<https://doi.org/10.1016/j.ibiod.2009.07.009>
  52. Carlini CR, Grossi-de-Sá MF. Plant toxic proteins with insecticidal properties. A review on their potentialities as bioinsecticides. Toxicon. 2002;40(11):1515–1539.  
Available:[https://doi.org/10.1016/S0041-0101\(02\)00240-4](https://doi.org/10.1016/S0041-0101(02)00240-4)
  53. Dantzger M, Vasconcelos IM, Scorsato V, Aparicio R, Marangoni S, Macedo MLR. Bowman–Birk proteinase inhibitor from *Clitoria fairchildiana* seeds: Isolation, biochemical properties and insecticidal potential. Phytochem. 2015;118:224–235.  
Available:<https://doi.org/10.1016/j.phytochem.2015.08.013>
  54. Almeida WA, Moura MC, Lima TA, Albuquerque LP, Napoleão TH, Paiva PMG, Pontual EV. Preparação de flores de *Moringa oleifera* causa mortalidade de *Nasutitermes corniger* (Isoptera: Termitidae) por bloquear a atividade de tripsina e inibir o crescimento da microbiota intestinal dos insetos. Arrudea. 2016;1(2):47–47.  
Available:<https://doi.org/10.55513/arrudea0010>
  55. Pontual EV, Santos NDL, Moura MC, Coelho LCBB, Navarro DMAF, Napoleão TH, Paiva PMG. Trypsin inhibitor from *Moringa oleifera* flowers interferes with survival and development of *Aedes aegypti* larvae and kills bacteria inhabitant of larvae midgut. Parasitology Research. 2014;113:727–733.
  56. Shamsi TN, Parveen R, Ahmad A, Samal RR, Kumar S, Fatima S. Inhibition of gut proteases and development of dengue vector, *Aedes aegypti* by *Allium sativum* protease inhibitor. Acta Ecol Sin. 2018;38(5):325–328
  57. Coelho LCBB, Silva PMS, Oliveira WF, Moura MC, Pontual EV, Gomes FS, Paiva PMG, Napoleão TH, Correia, MTS. Lectins as antimicrobial agents. J Appl Microbiol. 2018;125(5):1238–1252.  
Available:<https://doi.org/10.1111/jam.14055>
  58. Macedo ML, Oliveira CFR, Oliveira CT. Insecticidal Activity of Plant Lectins and Potential Application in Crop Protection. Molecules. 2015;20(2):2014–2033.  
Available:<https://doi.org/10.3390/molecules20022014>
  59. Oliveira APS, Silva LLS, Lima TA, Pontual EV, Santos NDL, Coelho, LCBB, Navarro DM A, Zingali RB, Napoleão TH, Paiva, PMG. Biotechnological value of *Moringa oleifera* seed cake as source of insecticidal lectin against *Aedes aegypti*. Process Biochem. 2016;51(10):1683–1690.  
Available:<https://doi.org/10.1016/j.procbio.2016.06.026>
  60. Napoleão TH, Gomes FS, Lima TA, Santos NDL, Sá RA, Albuquerque AC, Coelho LCBB, Paiva PMG. Termiticidal activity of lectins from *Myracrodruon urundeuva* against *Nasutitermes corniger* and its mechanisms. Int Biodeterior Biodegrad. 2011;65(1):52–59.  
Available:<https://doi.org/10.1016/j.ibiod.2010.05.015>
  61. Costa BAM, Porto ALF, Oliveira VM, Porto TS. Bioactive collagen peptides: bibliometric approach and market trends for aquatic sources. Food Sci Today. 2023;2(1).  
Available:<https://doi.org/10.58951/fstoday.2023.17>
  62. Donthu N, Kumar S, Mukherjee D, Pandey N, Lim, WM. How to conduct a bibliometric analysis: An overview and guidelines. J Bus Res. 2021;133:285–296.  
Available:<https://doi.org/10.1016/j.jbusres.2021.04.070>
  63. Siriyasatien P, Chadsuthi S, Jampachaisri K, Kesorn, K. Dengue Epidemics Prediction: A Survey of the State-of-the-Art Based on Data Science Processes. IEEE Access. 2018;6:53757–53795.  
Available:<https://doi.org/10.1109/access.2018.2871241>
  64. Simon F, Caumes E, Jelinek T, Lopez-Velez R, Steffen R, Chen LH. Chikungunya: risks for travellers. J Travel Med. 2023;30(2): taad008.  
Available:<https://doi.org/10.1093/jtm/taad008>
  65. Brady OJ, Osgood-Zimmerman A, Kassebaum NJ, Ray SE, Araújo VEM,



- Nóbrega AA, Frutuoso LCV, Lecca RCR, Stevens A, Oliveira, BZ, Lima JM, Bogoch, II, Mayaud P, Jaenisch T, Mokdad AH, Murray CJL, Hay SI, Reiner RC, Marinho, F. The association between Zika virus infection and microcephaly in Brazil 2015–2017: An observational analysis of over 4 million births. *PLOS Med.* 2019;16(3): e1002755.  
Available:<https://doi.org/10.1371/journal.p.med.1002755>
66. Dhaka A, Chand Mali S, Sharma S, Trivedi R. A review on biological synthesis of silver nanoparticles and their potential applications. *Results Chem.* 2023;6: 101108.  
Available:<https://doi.org/10.1016/j.rechem.2023.101108>
67. Palanisamy D, Gounder B, Selvaraj K, Kandhasamy S, Alqahtani T, Alqahtani A, Chidambaram K, Arunachalam K, Alkahtani FA, Chandramoorthy H, Sharma N, Rajeshkumar S, Marwaha L. Synergistic antibacterial and mosquitocidal effect of *Passiflora foetida* synthesized silver nanoparticles. *Braz J Biol.* 2024;84: 263391.
68. Zargham F, Afzal MS, Rasool KG, Manzoor S, Qureshi NA. Larvicidal activity of green synthesized iron oxide nanoparticles using *Grevillea robusta* Cunn. leaf extract against vector mosquitoes and their characterization. *Exp Parasitol.* 2023;252:108586–108586.  
Available:<https://doi.org/10.1016/j.exppara.2023.108586>.

© Copyright (2024): Author(s). The licensee is the journal publisher. This is an Open Access article distributed under the terms of the Creative Commons Attribution License (<http://creativecommons.org/licenses/by/4.0>), which permits unrestricted use, distribution, and reproduction in any medium, provided the original work is properly cited.

*Peer-review history:*  
The peer review history for this paper can be accessed here:  
<https://www.sdiarticle5.com/review-history/115472>