



A Comparative Study of Long-Term Conventional and No-Tillage Practices on the Basis of Available Soil Nutrients, Soil Organic Carbon and Crop Productivity in Black Soils of Central India

Sourabh Raghuwanshi ^a, R. S. Chaudhary ^{b*},
J. Somasundaram ^c, N. K. Sinha ^b, S. K. Trivedi ^a
and Pragya Kurmi ^a

^a Rajmata Vijayaraje Scindia Krishi Vishwa Vidyalaya, Gwalior, Madhya Pradesh, India.

^b ICAR-Indian Institute of Soil Science, Nabibagh, Berasia Road, Bhopal, Madhya Pradesh, India.

^c ICAR-Indian Institute of Soil and Water Conservation, Research Centre, Udhagamandalam, Tamil Nadu, India.

Authors' contributions

This work was carried out in collaboration among all authors. All authors read and approved the final manuscript.

Article Information

DOI: <https://doi.org/10.9734/ajsspn/2024/v10i3369>

Open Peer Review History:

This journal follows the Advanced Open Peer Review policy. Identity of the Reviewers, Editor(s) and additional Reviewers, peer review comments, different versions of the manuscript, comments of the editors, etc are available here: <https://www.sdiarticle5.com/review-history/121895>

Original Research Article

Received: 24/06/2024
Accepted: 29/08/2024
Published: 02/09/2024

*Corresponding author: Email: rschaudhary6691@gmail.com;

ABSTRACT

Crop residue removal in conventional tillage (CT) can cause the depletion of soil nutrients (such as N, P, K) and organic carbon resulting in negative nutrient balance/depleted soil fertility. No-tillage (NT) is seen as a good substitute for CT in terms of preserving soil fertility and enhancing the soil productivity. The present study carried out in black soil of central India comprising of 2 tillage systems and 3 crop rotations to compared the effects of long-term conventional and no-tillage practices on available soil nutrients, soil organic carbon and crop yield differences in different cropping systems. Conventional tillage and No-till were factored into, soybean-wheat, maize-wheat and maize-gram systems. The long-term no-tillage treatment resulted in higher soil organic carbon (0.95%), available soil nitrogen (222.61 Kg ha⁻¹), phosphorus (24.62 Kg ha⁻¹) and potassium (583.63 Kg ha⁻¹) contents at the 0–10 cm depth than the conventional tillage treatment. Crop productivity in terms of soybean grain equivalent yield (SGEY) was significantly higher in NT (41.42 quintal ha⁻¹) compare to CT (35.36 quintal ha⁻¹). The study proven that no-tillage is an effective strategy to improve soil fertility (organic carbon and available nutrients) and crop yield of different cropping systems in black soils of central India.

Keywords: Conventional tillage; no-tillage; available nutrients; soil organic carbon; crop productivity.

1. INTRODUCTION

“In order to check the degrading soil health and mitigate the negative impacts of climate change on soil and environment. The conservation agriculture (CA) is becoming popular worldwide due to its enhanced Carbon sequestration potential and favourable effects on soil fertility and nutrient dynamics” [1,2]. “Conservation agriculture based on principles of no-tillage (NT), residue retention and crop diversification improve the physical, chemical and biological properties of the soil” [3]. “The main objective of conservation agriculture is to reverse the process of soil degradation and to conserve or improve available soil resources by improving soil structure and increasing soil organic matter. CA is a combination of environmental conservation and enhanced and sustained agricultural production and this balance is achieved through minimize soil disturbance, maintain soil cover, and promote crop diversity, all of which contribute to healthier soils and reduced environmental impact” [4]. “The success of conservation agriculture technologies has been verified by their worldwide application over 125 million hectares and particularly prevalent in the Americas and Australia” [5].

“Tillage systems, apart from improving soil physical and biological health, are found to influence the chemical properties of soil and have a major impact on soil productivity and sustainability. Conventional tillage (CT) is a highly intensive plough-based tillage system that consume higher energy, where crop residues are completely removed, that disrupts the soil structure leads to soil erosion, decreases organic

matter, and reduces soil fertility over time, ultimately resulting in soil degradation. The CT practices may harm long-term soil efficiency and crop production because of soil erosion and the loss of organic matter. Sustainable soil management can be practiced through conservation tillage (no-tillage), high crop residue return, and crop rotation” [3]. “No-tillage (NT) is becoming increasingly popular worldwide due to reduces the cost of cultivation compared to conventional tillage and improves soil chemical properties and crop productivity. Research conducted across different climatic conditions, soil types, and crop rotation systems revealed that soils under reduced tillage (RT) and no-tillage have significantly higher soil organic matter contents than soils tilled by conventional tillage” [6]. “The advantages of no-tillage practices over conventional tillage include (1) reducing cultivation cost; (2) building up soil organic matter (organic C and organic N), (3) increase microbial biomass (4) conserving soil moisture” [7,8,9]. “Tillage practices have an impact on the availability and storage of soil nitrogen, which may have an impact on crop yield and quality. Several studies have shown that conservation tillage, such as NT, usually increases soil N content compared to conventional tillage under dryland agriculture” [10,11].

“Crop residue removal in CT can cause the depletion of soil nutrients (such as N, P, K) and may result in negative nutrient balance and hence depleted soil fertility. Indian soils are suffering from multi-nutrient deficiencies due to the application of unbalanced fertiliser doses and a lack of organic amendments in croplands” [12].

“Therefore, it is important to understand nutrient distribution under different tillage regimes, cropping systems and ultimately crop yields. Agronomists and scientists generally agree that no-tillage (NT) is a good substitute for conventional tillage (CT) in terms of preserving natural resources and enhancing the soil ecosystem. In addition to its ecological and economic benefits for soil management, NT has a greater potential than CT to improve soil physicochemical properties, soil organic carbon, and crop yield” [13,14].

The Vertisols having high clay content prone to high risk of soil erosion, higher losses of soil moisture due to deeper cracks, and carbon losses by oxidation due to higher temperature and self-ploughing. Hence these soils need the technologies which may give an intensive care and physical protection to soil, water, nutrient, and organic carbon. The area covered by black soil (Vertisols) in India is 70.3 m hectares, or 22% of the country's total land area, of which 34.2 and 30.2% are in the central Indian states of Maharashtra and Madhya Pradesh. Hence, main objective of the study presented in this paper was to evaluate the long-term effects of ideal tillage technology (NT) against the conventional one (CT) on the soil health and crop productivity in the black soils of central India.

2. MATERIALS AND METHODS

2.1 Discription of Experiment

The study was carried out in black soil of central India (23°18'N, 77°24'E, and 485 meters above sea level) in the cropping season of 2023 as a part of original long-term experiment on

conservation agriculture. The original experiment was established in June 2010 at ICAR- Indian Institute of Soil Science, Bhopal in a randomized block design in 2 (tillage system) x 3 (crop rotation) factorial arrangement. Conventional tillage and No-till were factored into, soybean-wheat, maize-wheat and maize-gram systems. Each treatment was replicated 4 times on 10 x 10 m² plots. Hot sub-humid type of climate prevails in the study area with annual mean air temperature, mean annual rainfall, and potential evapotranspiration of 25 °C, 1130 mm and 1400 mm, respectively. Monthly weather data for the experimental period is presented in Table 1. The soil of the experimental site is classified as a Typic Haplustert containing 58% clay, 22% silt and 20% sand in the top 0-15 cm layer. Soil samples were collected in April 2024, following winter (rabi) crop harvest from three depths (0-10, 10-20 and 20-30 cm) of each plot. The soil of 2 mm size used for analysis of soil available nutrients (N, P and K) and for soil organic carbon estimation we used 0.5 mm size of soil.

2.2 Tillage Systems

- **Conventional tillage (CT)/Farmers practices:** Three to four tillage operations using duck foot cultivator or sweep tillage/planting residue removal during *Kharif* and one sweep tillage followed by planting during *Rabi* season.
- **No-Tillage (NT) with residue retention:** No tillage, direct sowing during *Kharif* and *Rabi* season using Happy seeder/no-till seed drill and residue retained (30 cm height) on the field. Applying pre-emergent or post-emergent herbicides used to manage weeds effectively.

Table 1. Monthly weather data during crop season

Months	Average air temperature (°C)		Total Pan Evaporation (mm)	Total Rainfall (mm)	Rainy days
	Minimum	Maximum			
2023					
June	26.08	35.81	227.70	139.50	8
July	25.02	31.58	104.90	277.50	17
August	23.44	30.32	100.80	84.80	6
September	23.87	30.96	89.00	300.60	14
October	19.28	33.10	129.60	0.00	0
November	13.93	29.43	93.80	12.00	2
December	11.74	25.59	69.50	20.20	2
2024					
January	10.3	23.9	62.7	11.9	2
February	12.8	27.6	87.1	53.2	5
March	16.1	33.4	157.2	5.8	0
April	21.9	37.0	198.9	82.3	6
May	25.5	41.0	261.5	5.8	0

List 1. Treatment details

Treatment details	
T ₁	Soybean-Wheat Cropping sequence in Conventional tillage with residues removed
T ₂	Maize-Wheat Cropping sequence in Conventional tillage with residues removed
T ₃	Maize-Gram Cropping sequence in Conventional tillage with residues removed
T ₄	Maize-Gram Cropping sequence in No- tillage with residues retained
T ₅	Maize-Wheat Cropping sequence in No- tillage with residues retained
T ₆	Soybean-Wheat Cropping sequence in No- tillage with residues retained

2.3 Analytical Methods

Chemical properties of soil: Organic carbon content of the soil sample was determined using following Walkley and Black wet digestion method [15]. Available nitrogen content in soil was determined by the alkaline potassium permanganate method as described by Subbiah and Asija [16]. The available phosphorus content in soil was estimated by extraction procedure as described by Olsen's et al. [17] and colour developed was done by ascorbic acid method. The available potassium content in soil was extracted with neutral normal ammonium acetate and estimated by using Flame photometer as described by Jakson [18].

Soybean grain equivalent yield (SGEY): For comparative performance of different cropping sequences under different tillage practices, yield of all crops was converted into SGEY (quintal ha⁻¹) by considering minimum support price (MSP) in Indian Rupees (INR) of 2023 (soybean- 4600 INR quintal⁻¹, maize-2090 INR quintal⁻¹, gram-5335 INR quintal⁻¹, wheat- 2025 INR quintal⁻¹) as fixed by the government in Indian Rupees (INR) quintal⁻¹.

For example, for maize yield conversion –

$$SGEY \text{ of Maize} = \frac{\text{Yield of Maize grain} \times \text{MSP of Maize}}{\text{Soybean grain price (MSP)}}$$

2.4 Statistical Analysis

All data recorded for different soil properties were analysed with the help of analysis of variance (ANOVA) technique [19] for factorial RBD. The significant differences among the treatments were calculated at 5% probability levels ($P = 0.05$).

3. RESULTS AND DISCUSSION

3.1 Long-term Effects of Conventional and No-Tillage on Soil Organic Carbon

Soil organic carbon (SOC) is significantly higher in NT (0.95%) than CT (0.85%) in 0–10 cm depth

only (Table 2 and Fig. 1). The SOC concentration is 11.76% higher in NT than CT. Cropping systems and the interaction of tillage and cropping systems also affect SOC in the upper 10 cm depth of the soil. Maize-Wheat cropping system in NT has a higher SOC than other cropping system. Value of SOC decreased with increase in depth. These results are in accordance with Gonzalez-Sanchez et al. (2012) [20], who reported that zero-tillage practices sequester more organic carbon in the soil as compared to conventional tillage. The increase in SOC concentration at 0–10 cm soil depth in the NT system compared with the CT system could be due to surface retention of crop residues and a lower rate of organic matter decomposition due to minimum soil disturbance [21]. At lower soil depth (10-20 and 20-30 cm), although the SOC is less (than top layer), but in general NT treatment have high SOC content than CT.

3.2 Long-Term Effect of Conventional and No-Tillage on Available Nutrients in the Soil

No-tillage has recorded a higher concentration of available nitrogen (4.14%), phosphorus (10.4%) and potassium (3.48%) in the upper surface (0–10 cm) of soil than CT (Table 2 and Figs. 2, 3, 4). Machraoui et al. [9] and Kumawat et al. [22] also observed that the nutrient (N, P and K) contents were higher under no-tillage than conventional tillage in surface soil. Available nitrogen (222.61 kg ha⁻¹), phosphorus (24.62 kg ha⁻¹), and potassium (583.39 kg ha⁻¹) are significantly higher in NT than CT plots. Potassium is also affected by the cropping system. “The soybean-wheat system has higher available K than other cropping systems in both NT and CT plots. The beneficial effect of CA in terms of higher nutrient availability may be due to crop residue retention over the soil surface, arresting their leaching losses by reducing the decomposition of surface residues, and the larger nutrient mineralization potential of the soil as compared to CT” [23]. “The increase of nutrients such as N, P, K, in the

soil under NT practice is beneficial to soil chemical and physical properties and crop production and yield in the long-term” [9]. “The higher concentration of available phosphorus (P) in CA practices is due to higher organic matter and conversion of organic P present in it into available P because CA practices promote the activity of soil microorganisms, which help to convert organic phosphorus into inorganic forms that are more readily available to plants” [24]. Higher available potassium (K) might be

attributed to additions of a large amount of K through crop residues as crop residues contain high concentrations of total K, which is decompose through microbial action and organic potassium in crop residues is converted into inorganic (available) forms, primarily potassium ions (K^+) [25]. The higher K content in soil under soybean-wheat cropping system could also be due to relatively less removal of K by soybean compared to maize crop in maize based-cropping systems.

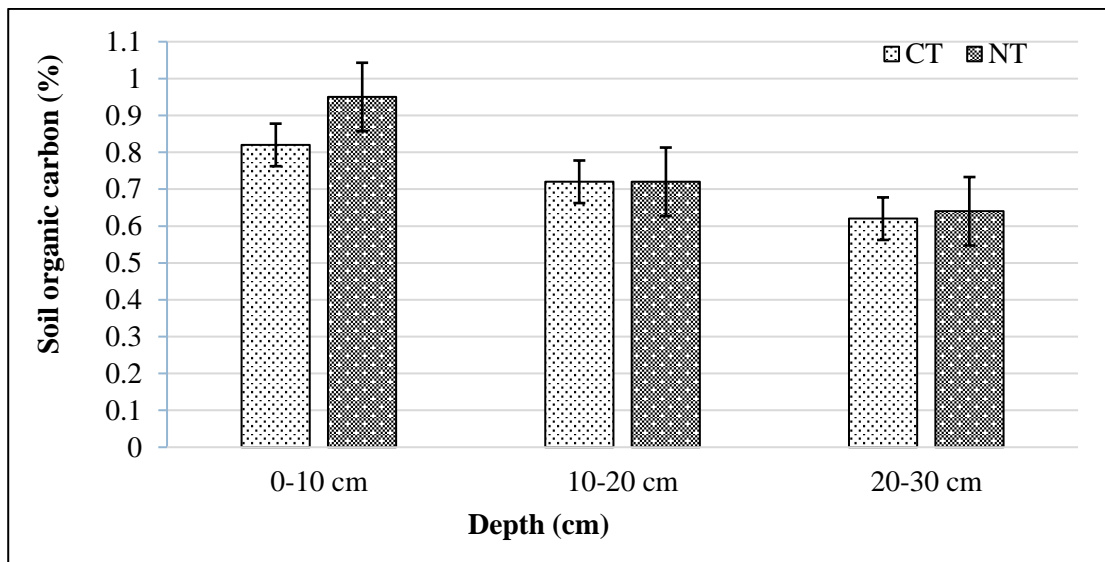


Fig. 1. Long-term impact of conventional and no-tillage practises on soil organic carbon (SOC%), Error bars represent standard error

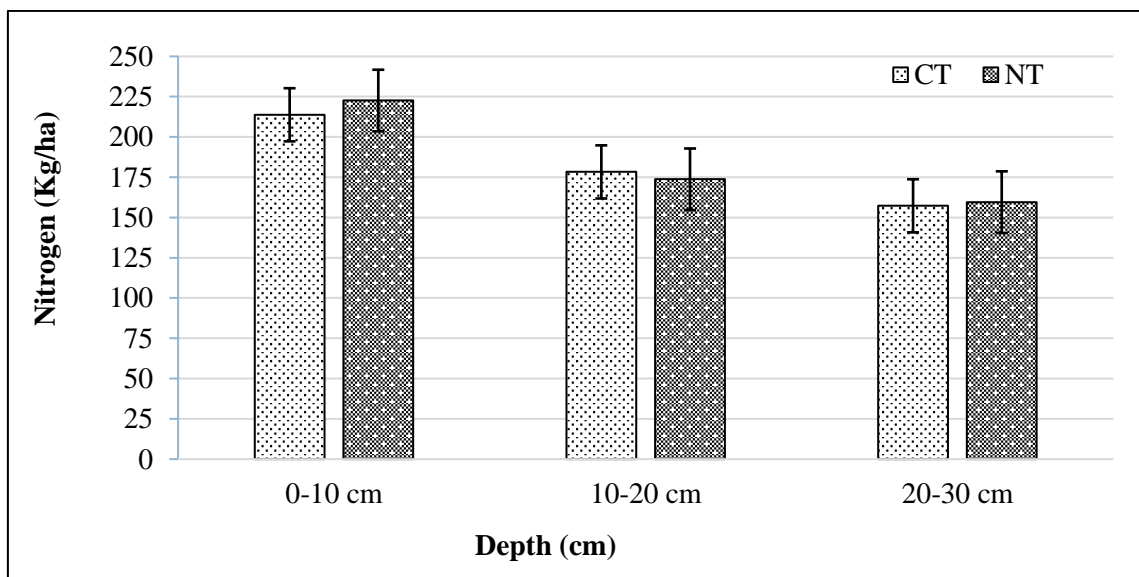


Fig. 2. Long-term impact of conventional and no-tillage practises on available nitrogen (Kg ha⁻¹), Error bars represent standard error

Table 2. Long-term impact of conventional and no-tillage practises on soil organic carbon and available nitrogen, phosphorus, potassium in soil

Tillage System	Cropping System	Soil organic carbon (%)			Nitrogen (Kg ha ⁻¹)			Phosphorus (Kg ha ⁻¹)			Potassium (Kg ha ⁻¹)		
		0-10 cm	10-20 cm	20-30 cm	0-10 cm	10-20 cm	20-30 cm	0-10 cm	10-20 cm	20-30 cm	0-10 cm	10-20 cm	20-30 cm
CT	Soybean-Wheat	0.85	0.73	0.60	213.70	173.13	159.40	22.24	11.89	5.57	580.7	425.9	413.36
	Maize-Wheat	0.83	0.69	0.63	212.20	181.30	161.21	23.76	10.34	4.5	570.55	418.36	407.46
	Maize -Gram	0.78	0.72	0.64	215.34	180.40	151.11	20.91	11.5	5.2	539.98	407.94	401.56
	Mean	0.82	0.72	0.62	213.75	178.28	157.24	22.3	11.24	5.09	563.75	417.4	407.46
NT	Soybean-Wheat	0.86	0.7	0.65	213.19	175.62	160.46	25.43	10.03	4.81	591.66	415.48	404.02
	Maize-Wheat	1.01	0.74	0.62	223.67	176.62	159.26	23.78	10.03	4.19	583.52	407.39	399.54
	Maize -Gram	0.99	0.73	0.65	230.97	168.94	158.91	24.65	11.43	5.28	575	405.81	404.62
	Mean	0.95	0.72	0.64	222.61	173.72	159.54	24.62	10.49	4.76	583.39	409.56	402.73
CD (P= 0.05)	TS	<u>0.04*</u>	NS	NS	<u>7.37*</u>	NS	NS	<u>2.29*</u>	NS	NS	<u>18.34*</u>	NS	NS
	CS	<u>0.05*</u>	NS	NS	NS	NS	NS	NS	NS	NS	<u>22.46*</u>	NS	NS
	TS X CS	<u>0.07*</u>	NS	NS	NS	NS	NS	NS	NS	NS	NS	NS	NS

CT- Conventional tillage, NT- No-tillage, TS- Tillage system, CS- Cropping system, *- Significance result, NS- Not significance result

3.3 Long-Term Effects of Conventional and No-Tillage on Crop Productivity

The grain yield of the crops (Maize, Soybean, Wheat, Gram) was found to be higher in NT with residue retention plots than conventionally tilled plots with residue removed (Table 3), but the biological yield of the different crops was found to be statistically similar between the NT plots and the CT plots. Crop yield in terms of soybean grain equivalent yield (SGEY) is significantly higher in NT (41.42 quintal ha⁻¹) than CT (35.36 quintal ha⁻¹). Maize-gram cropping system has the highest SGEY

followed by maize-wheat cropping systems compared to soybean-wheat cropping system. (Table 3). Singh et al. [26] also concluded that the highest soybean grain yield of 36.6 q ha⁻¹ was obtained in zero tillage than conventional tillage (34.1 q ha⁻¹). Improvements in soil fertility and soil water storage, reductions in pests/diseases and moderated soil temperatures due to residue retention in NT can help improve plant growth and yield [27]. Hunag et al. [28] also concluded that crop grown with no-tillage showed increased nutrient performance, which improved the flow of water in plants and boost crop yield.

Table 3. Long-term impact of conventional and no-tillage practises on Soybean grain equivalent yield (quintal ha⁻¹) of different cropping systems

Soybean grain equivalent yield (SGEY) quintal ha ⁻¹				
Tillage System	Cropping System	Kharif	Rabi	Kharif + Rabi
CT	Soybean-Wheat	7.90	14.32	22.22
	Maize-Wheat	24.95	14.99	39.94
	Maize -Gram	23.22	19.93	43.91
	Mean	18.69	16.41	35.36
NT	Soybean-Wheat	9.51	16.45	25.64
	Maize-Wheat	27.46	15.91	43.36
	Maize -Gram	29.04	26.21	55.25
	Mean	22.00	19.52	41.42
CD (p= 0.05)	TS	2.18*	3.10*	4.24*
	CS	2.67*	3.79*	5.20*
	TS X CS	NS	NS	NS

CT- Conventional tillage, NT- No-tillage, TS- Tillage system, CS- Cropping system, NS- Not significance result, *- Significance result

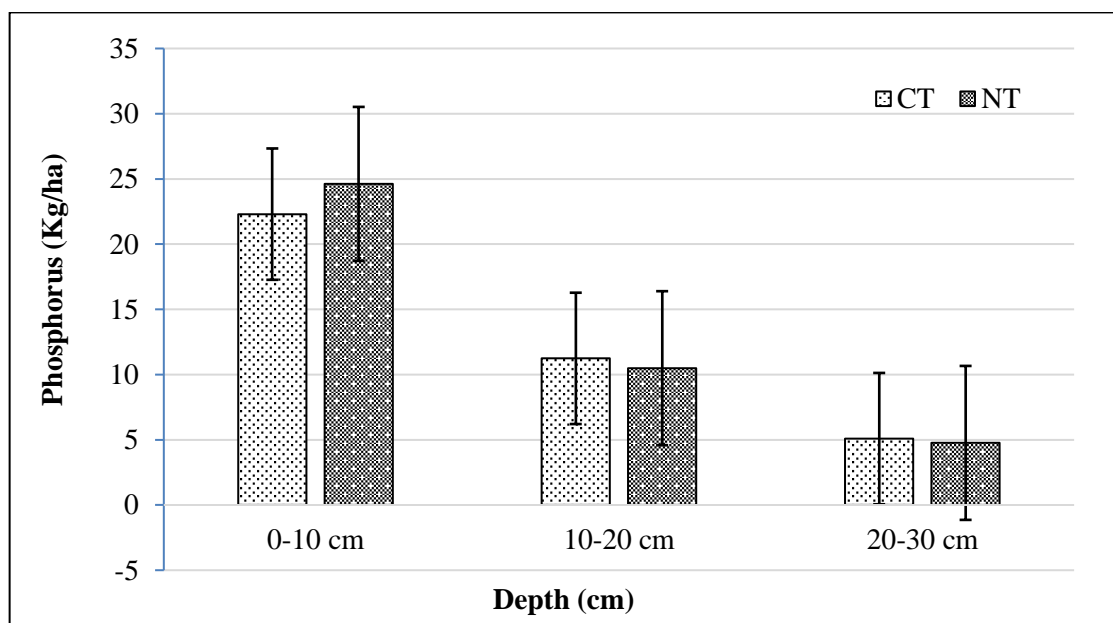


Fig. 3. Long-term impact of conventional and no-tillage practises on available phosphorus (Kg ha⁻¹), Error bars represent standard error

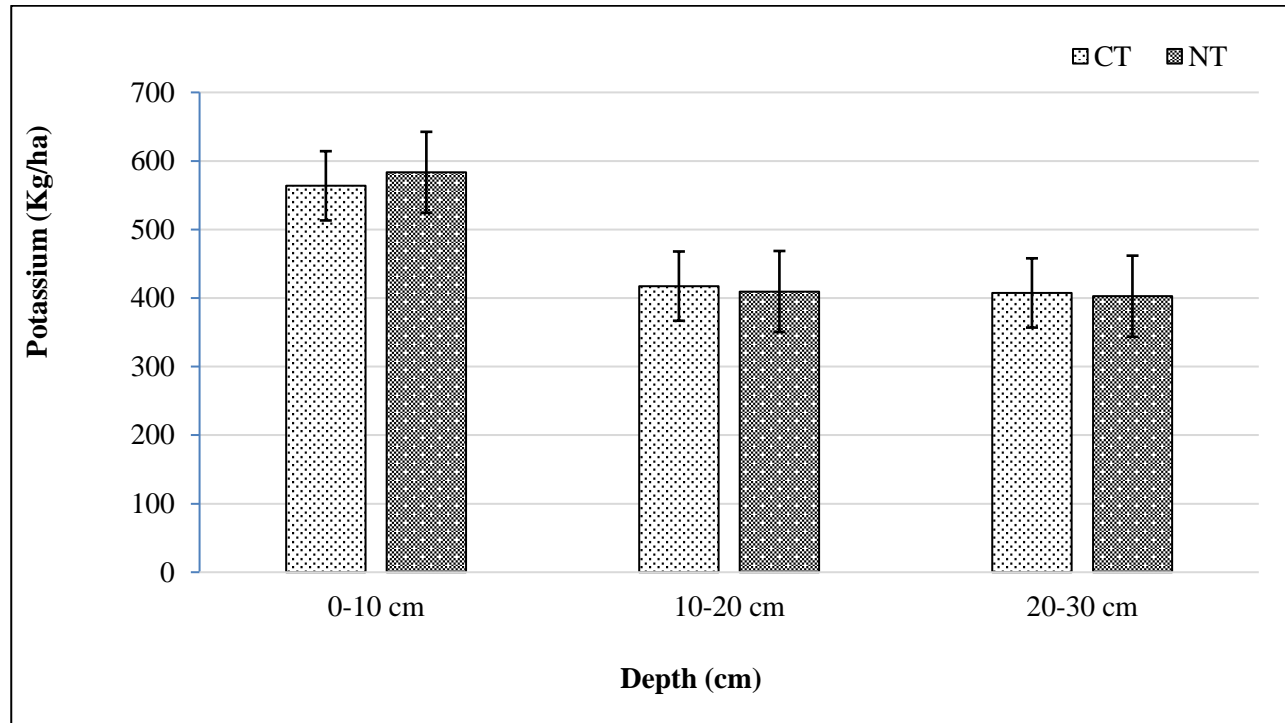


Fig. 4. Long-term impact of conventional and no-tillage practises on available potassium (Kg ha^{-1}), Error bars represent standard error

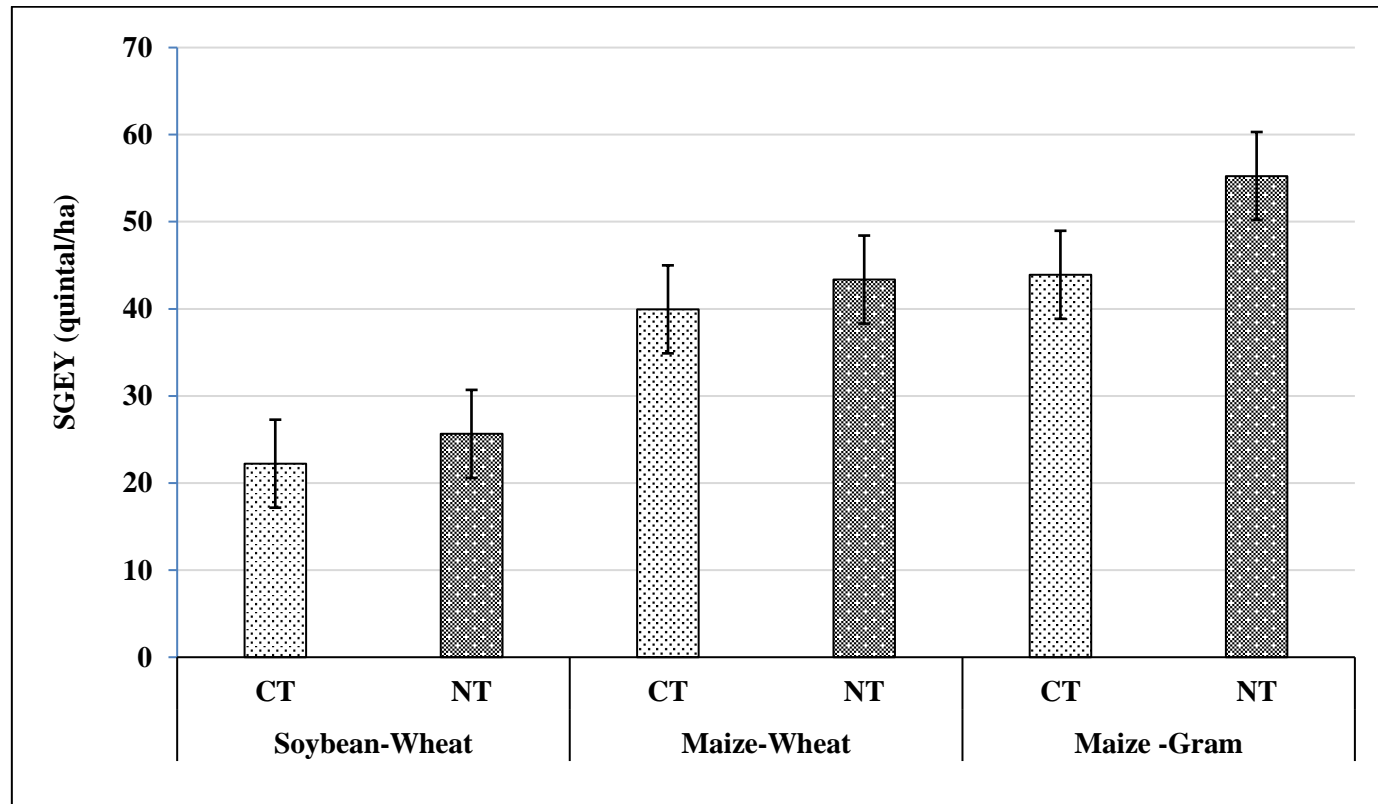


Fig. 5. Long-term impact of conventional and no-tillage practises on Soybean grain equivalent yield (quintal ha⁻¹) of both (*Kharif + Rabi*) session. (Error bars represent standard error)

4. CONCLUSION

The above results of the study clearly indicate that the organic carbon, available nitrogen, phosphorus and potassium content of soil have significantly increased during 13 years of span time due to conservation agriculture (no-tillage practice), which might be due to the accumulation of a higher amount of organic matter in surface soils resulted from recycling over the years by subsequent crop residue accumulation under no-tillage. Higher productivity of different crops under NT was owing to improvements in nutrient availability, organic carbon and other soil health parameters [29]. Therefore CA-based no-tillage practices are superior and sustainable for long-term crop production and maintains soil health.

DISCLAIMER (ARTIFICIAL INTELLIGENCE)

Author(s) hereby declares that NO generative AI technologies such as Large Language Models (ChatGPT, COPILOT, etc) and text-to-image generators have been used during writing or editing of manuscripts.

ACKNOWLEDGEMENT

We sincerely express our gratitude to Division of Soil Physics, ICAR-IISS, Bhopal for providing all research facilities in the field and laboratory during the current research.

COMPETING INTERESTS

Authors have declared that no competing interests exist.

REFERENCES

1. Kumawat C, Sharma VK, Meena MC, Dwivedi BS, Barman M, Kumar S, Chobhe KA and Dey A. Effect of crop residue retention and phosphorus fertilization on P use efficiency of maize (*Zea mays*) and biological properties of soil under maize wheat (*Triticum aestivum*) cropping system in an Inceptisol. Indian Journal of Agricultural Sciences. 2018;88(8):1184–9.
2. Choudhary M, Rana KS, Meena MC, Bana RS, Jakhar P, Ghasal PC and Verma RK. Changes in physico-chemical and biological properties of soil under conservation agriculture-based pearl millet–mustard cropping system in rainfed semi-arid region. Archives of Agronomy and Soil Science. 2019;65(7):911–27.
3. Hobbs PR, Sayre K and Gupta R. The role of conservation agriculture in sustainable agriculture. Philosophical Transactions of the Royal Society of London. Series B, Biological science. 2008;363:543–55.
4. FAO; 2015. Available:<http://www.fao.org/ag/ca/1a.html>.
5. Friedrich T, Derpsch R, Kassam A. Overview of the global spread of conservation agriculture. Field actions science reports. The journal of Field Actions. 2012 Jun;20(Special Issue 6).
6. Alvarez R. A review of nitrogen fertilizer and conservation tillage effects on soil organic carbon storage. Soil Use and Management. 2005;21(1):38–52.
7. Uri ND. Factors affecting the use of conservation tillage in the United States. Water, Air, and Soil Pollution.1999;116(3-4):621–638.
8. Schwab EB, Reeves DW, Burmester CH, Raper RL. Conservation tillage systems for cotton in the Tennessee Valley. Soil Science Society of America Journal. 2002;66(2):569–577.
9. Machraoui SB, Errouissi F, Ben-Hammouda M, Ouira S. Comparative effects of conventional and no-tillage management on some soil properties under Mediterranean semi-arid conditions in northwestern Tunisia. Soil and Tillage Res. 2010;106:247-53.
10. Varvel, GE, Wilhelm WW. No-tillage increases soil profile carbon and nitrogen under long-term rainfed cropping systems. Soil Tillage Res. 2011;114:28–36.
11. Dikgwatlhe SB, Chen ZD, Lal R, Zhang HL, Chen F. Changes in soil organic carbon and nitrogen as affected by tillage and residue management under wheat–maize cropping system in the North China Plain. Soil Tillage Res. 2014;144:110–118.
12. Meena MC, Dwivedi BS and Datta SP. Site-specific nutrient management is a key for enhancing productivity of mustard in India. Journal of Oilseed Brassica. 2017;8(2):95–105.
13. Nail EL, Young DL, Schillinger WF. Diesel and glyphosate price changes benefit the economics of conservation tillage versus traditional tillage. Soil Till. Res. 2007;94:321–327.
14. Dick WA, Durkalski JT () No-tillage production agriculture and carbon sequestration in a Typic Fragiuudalf soil of northeastern Ohio. InManagement of

- carbon sequestration in soil. CRC Press. 2019 Aug 8;59-71.
15. Walkley A, Black IA. An Examination of Degtjareff Method for Determining Soil Organic Matter and a Proposed Modification of the Chromic Acid Titration Method. *Soil Sci.* 1934;37:29-37.
 16. Subbaiah BV, Asija GL. A rapid procedure for the estimation of available nitrogen in soil *Current Science.* 1956;25:258-260.
 17. Olsen SR, Cole CW, Watanabe FS, Dean LA. Estimation of available phosphorus in soils by extraction with sodium bicarbonate. USDA, circular no. 939, Washington, DC; 1954.
 18. Jackson ML (1973) *Soil Chemical Analysis*, Prentice Hall, Inc. Englewood Cliffs, NJ.
 19. Gomez KA, Gomez AA. *Statistical procedures for agricultural research*. Second Edition. An International Rice Research Institute Book. A Wiley-Interscience Publication. John Wiley & Sons, New York; 1984.
 20. Gonzalez-Sanchez EJ, Ordonez-Fernandez R, Carbonell-Bojollo R, Veroz-Gonzalez O and JA, Gil-Ribes (2012) Meta-analysis on atmospheric carbon capture in Spain through the use of conservation agriculture. *Soil Tillage Res.* 122: 52–60.
 21. Sapkota TB, Jat RK, Singh RG, Jat ML, Stirling CM, Jat MK, Bijarniya D, Kumar M, Saharawat YS, Gupta RK. Soil organic carbon changes after seven years of conservation agriculture in a rice–wheat system of the eastern Indo-Gangetic Plains. *Soil Use and Management.* 2017 Mar;33(1):81-9.
 22. Kumawat A, Vishwakarma AK, Wanjari RH, Sharma NK, Yadav D, Kumar D, Biswas AK. Impact of levels of residue retention on soil properties under conservation agriculture in Vertisols of central India. *Archives of Agronomy and Soil Science.* 2022 Feb 23;68(3):368-82.
 23. Yadav MR, Parihar CM, Kumar R, Yadav RK, Jat SL, Singh AK, Ram H, Meena RK, Singh M, Meena VK, Yadav N. Conservation agriculture and soil quality—an overview. *Int. J. Curr. Microbiol. Appl. Sci.* 20.
 24. Rani A, Bhardwaj S, Chaudhary RS, Patra AK, Chaudhari SK. Conservation agricultural practices and their impact on soil and environment: An Indian Perspective. *Journal of Agricultural Physics.* 2019;19(1):1-20.
 25. Somasundaram J, Sinha NK, Dalal RC, Lal R, Mohanty M, Naorem AK, Hati KM, Chaudhary RS, Biswas AK, Patra AK, Chaudhari SK. No-till farming and conservation agriculture in South Asia—issues, challenges, prospects and benefits. *Critical Reviews in Plant Sciences.* 2020 May 3;39(3):236-79.
 26. Singh SS, Prasad LK and Upadhyaya A. Root growth, yield and economics of wheat (*Triticum aestivum*) as affected by irrigation and tillage practices in south Bihar. *Indian J. Agron.* 2005;51(2):131- 134.
 27. Page KL, Dang YP, Dalal RC. The ability of conservation agriculture to conserve soil organic carbon and the subsequent impact on soil physical, chemical, and biological properties and yield. *Frontiers in Sustainable Food Systems.* 2020 Mar 18; 4:31.
 28. Huang GB, Zhang RZ, Li GD, Li LL, Chan KY, Henan DP, Chen W, Unkovich MJ, Robertson M J, Cullis BR and Bellotti BD. Productivity and sustainability of a spring wheat-field pea rotation in a semi-arid environment under conventional and conservation tillage system. *Field Crops Res.* 2008;107:43-55.
 29. Chaudhary A, Meena MC, Dwivedi BS, Datta SP, Parihar CM, Dey A, Sharma VK. Effect of conservation agriculture on soil fertility in maize (*Zea mays*)-based systems. *Indian Journal of Agricultural Sciences.* 2019 Oct 1;89(10):1654-9.

Disclaimer/Publisher's Note: The statements, opinions and data contained in all publications are solely those of the individual author(s) and contributor(s) and not of the publisher and/or the editor(s). This publisher and/or the editor(s) disclaim responsibility for any injury to people or property resulting from any ideas, methods, instructions or products referred to in the content.

© Copyright (2024): Author(s). The licensee is the journal publisher. This is an Open Access article distributed under the terms of the Creative Commons Attribution License (<http://creativecommons.org/licenses/by/4.0>), which permits unrestricted use, distribution, and reproduction in any medium, provided the original work is properly cited.

Peer-review history:

The peer review history for this paper can be accessed here:

<https://www.sdiarticle5.com/review-history/121895>