



Effect of *Trichoderma harzianum* on Growth of Corn under Water Stress Condition

Narayan Gaikwad ^{a*} and Shikha Verma ^a

^a Department of Life Science, Pacific Academy of Higher Education and Research University, Udaipur, Rajasthan, 313001, India.

Authors' contributions

This work was carried out in collaboration between both authors. Both authors read and approved the final manuscript.

Article Information

DOI: <https://doi.org/10.9734/ijpss/2024/v36i84874>

Open Peer Review History:

This journal follows the Advanced Open Peer Review policy. Identity of the Reviewers, Editor(s) and additional Reviewers, peer review comments, different versions of the manuscript, comments of the editors, etc are available here: <https://www.sdiarticle5.com/review-history/120589>

Original Research Article

Received: 28/05/2024

Accepted: 30/07/2024

Published: 02/08/2024

ABSTRACT

Drought is the major abiotic stress which has been increased over the past decades affecting world's food security. One possibility to increase the drought tolerance is to use beneficial microorganisms as seed treatment. In this study the seed treatment with *Trichoderma harzianum* on the growth of Corn (*Zea mays* L.) under water stress condition has been tested. Parameters including drought tolerance capacity, shoot length, root length, plant height and chlorophyll content were recorded in all the treatments along with the untreated control. Application of *Trichoderma harzianum* during seed biopriming treatments in corn was found more effective in drought tolerance and resulted in improved vegetative growth performance in water stress condition. Among all the treatments *Trichoderma harzianum* seed treatment with water stress condition was found highly effective in reducing the water stress by increasing the cumulative mean water stress tolerance duration up to 6.54 days after the last irrigation followed by untreated seed with water stress

*Corresponding author: E-mail: gaikwadnp11@gmail.com;

condition with mean water stress tolerance of 5.36 days. Maximum cumulative mean shoot growth root growth and chlorophyll content 164 cm, 40 cm and 39.63 SPAD units respectively were recorded with *Trichoderma harzianum* seed treatment with water stress condition followed by *Trichoderma harzianum* seed treatment with regular irrigation having 163.25 cm, 38.25 cm and 37.29 SPAD units respectively. The seed treatment with *Trichoderma harzianum*. is comparatively easy, cost effective and ecofriendly practice for the farmers and good alternatives for chemical pesticides and fertilizers it also safe for environment.

Keywords: Seed treatment; *Trichoderma herzianum*; drought tolerance; growth parameters; corn.

1. INTRODUCTION

“Drought is one of the major abiotic stresses which has been increased over past decades affecting world’s food security. It results in devastation of agricultural crops and causing considerable losses in yield” [1]. “Soil moisture is the most restricting element in dry cultivating and dry land farming situations. Plants absorb water to normal function like nutrient absorption, transpiration, metabolic activities leading to growth, development and yield. By 2050, water consumption for agricultural practices will increase by 60% to support a growing world population” [2]. Concurrently, “drought is becoming a dominant environmental stressor for crop production globally, limiting food security with precarious economic and sociological impacts” [3]. “Due to climate change, water deficit is spreading to regions where drought was infrequent in the past” [4]. “Globally, the reduction in yield due to drought is likely to exceed the combined loss of all other possible causes of yield decline” [5], (Foolad, 2007). Therefore, there is a need to identify solutions to mitigate water deficit stress and its impact on food security.

“Corn (*Zea mays* L.) the third largest plant-based food source in the world after rice and wheat. Archaeological and molecular data indicates that modern maize was domesticated from annual teosinte (*Zea mays* ssp. *parviglumis*) in southern Mexico 9,000 years ago. It is one of the most versatile emerging crops having wider adaptability. Globally, maize is known as queen of cereals because of its highest genetic yield potential. In the new millennium, it is an alternate crop to rice and wheat. About 35% production is consumed by human, 25% poultry and cattle feed, 15% food processing” (Foolad, 2007).

“Naturally occurring beneficial soil microorganisms, including members of the genus *Trichoderma* (Family – Hypocreaceae), are studied as accessible and sustainable tools for enhancing plant growth and mitigating biotic and

abiotic stressors in both research and commercial production settings” (Van Wees et al., 2008). As such, “specific commercial *Trichoderma* isolates are widely used as effective biocontrol agents, biofertilizers, and phyto-stimulators” [6], but evidence of contributions to abiotic stress enhancement in crop species is sparse. Several recent studies suggest that *Trichoderma* inoculation of water-stressed plants enhanced growth by improving root biomass, enhancing water holding capacity, and mobilizing nutrients [7,6,8]. Further, “*Trichoderma* inoculated plants exhibit delayed wilting, enhanced leaf chlorophyll content, and greater net photosynthesis levels under water deficit stress conditions” [9,10]. Thus, keeping this in the view present study is aimed for “enhancement of drought tolerance in Corn (*Zea mays* L.) by seed treatment of *Trichoderma harzianum*. With water stress tolerance effect of *Trichoderma harzianum* on plant growth promoting activities like increase in shoot length, root length and chlorophyll content in plant will be studied as these are indirectly responsible for drought stress in corn plant.

2. MATERIALS AND METHODS

This pot experiment was carried out in greenhouse during 2023-2024 at Umergaon, District Valsad, Gujarat on corn (*Zea mays* L.). The variety- P3546 of Pioneer seeds has selected for carrying this experiment.

2.1 Sources of *Trichoderma harzianum*, and Soil

Trichoderma harzianum (WP)-61, trade name Neemoderma-H of Shri Ram Solvent Extract Extractions (P) Ltd. having *Trichoderma harzianum* content 1% w/w (CFU Count 2x10⁶/gm. Min) plus Carboxy methyl cellulose 1.0% w/w and Talc Powder 98.0% w/w. used for *Trichoderma harzianum* seed treatment. Surface soil (0-15 cm) collected from farmer’s field and mix thoroughly after air dried and pass through 2-mm sieve. Well decomposed FYM is mixed in

collected surface soil (10:1 ratio) and autoclaved at 15 PSI pressure and 121°C temperature for 30 minutes to sterilize. Autoclaved soil is filled in 12.5-inch plastic pots at the rate of 6.3 kg autoclaved soil in each pot.

2.2 Seed Treatment with *Trichoderma harzianum* and Sowing

Seeds of corn are surface sterilized with 1% sodium hypochlorite solution for 3 min, then rinsed with sterilized water and dried. The dried seeds of corn are primed by hydrating thin film of water and taken in the petri plates which were treated with the 1g *Trichoderma harzianum* per 30 seeds (Fig. 1). Seeds soaked in distilled water were served as control. Seed treatments are given as per treatment details (Table 1). A single *Trichoderma harzianum* treated seed of corn sown in each pot. Pots are irrigated uniformly and arranged in Greenhouse (Fig. 2). The greenhouse temperature is maintained 31°C, and humidity at 55 to 60% throughout the crop lifecycle. Regular irrigation is applied to each pot for 15 days without any stress exposure. Moisture was maintained by applying 500 ml of water per pot every alternate day with the help of measuring beaker up to 15 days after sowing.

2.3 Drought Stress Maintaining in Plants

Regular watering is given to all plants including control at the rate of 500 ml water per day from

sowing day till corn plant achieve fifteen days maturity without any stress. Plant population at the rate of one corn plant per pot is maintained. After fifteen days sowing when all seeds germinated properly and corn plants well established, then the regular watering is continued in irrigated treatments and watering was stopped for subsequent days until the plants attaining physiological wilting stage due to drought exposure and water is provided to the plants of water stress treatments including control only after the appearance of wilting and leaf rolling symptoms due to physiological stress by providing one liter of water with the help of measuring cylinder. This watering method is carried out after 15 DAS till the end of the experiment. Suitable control (Untreated seed +Water stress growing condition) is used as reference for drawing conclusion while comparing the effect of *Trichoderma harzianum*. Including drought tolerance capacity other parameters like root length, shoot length and chlorophyll content observations are recorded.

2.4 Drought Tolerance Capacity

Drought tolerance capacity was assessed by counting the maximum mean number of days withstand by plants after 15DAS between the last irrigation and till the plants showed the appearance of physiological wilting till end of the experiment.

Table 1. Treatment details of seed treatment

Treatment	Treatment Details
T1	<i>T. harzianum</i> + Irrigated
T2	<i>T. harzianum</i> + Water Stress
T3	Untreated seed + Irrigated
T4	Untreated seed + Water Stress (Control)



Fig. 1. Seed treatment with *Trichoderma harzianum*



Fig. 2. Overview of experiment in Greenhouse

2.5 Root and Shoot Length

At harvesting stage, the root and shoot length from each pot in each replication were measured with the help of measuring scale.

2.6 Chlorophyll Content

Chlorophyll content was measured with the help of portable chlorophyll meter SPAD (Soil Plant Analytical Development) chlorophyll meter (Minolta™). It was used to acquire rapid estimation of chlorophyll content in SPAD units (Lah et al. (2011)). The measurement was done at morning 10 am. It helps to avoid droplets content on leaf surface.

2.7 Statistical Analysis

The data generated from the pot culture experiment was analyzed by completely randomized design. The data obtained was statistically analyzed and appropriately interpreted as per the methods described in "Statistical Methods for Agricultural Workers" by Panse and Sukhatme, [11]. Appropriate standard error (S.E.) and critical differences (C.D.) at 5% level were worked out as and when necessary and used for data interpretation. The data were statistically.

3. RESULTS AND DISCUSSION

3.1 Drought Tolerance Capacity

In the present study treatment T2 i.e. seed treatment of *Trichoderma harzianum* with water stress shows maximum drought tolerance capacity 6.53 days with the increase of 19.45% over control i.e. treatment T4 untreated seed with water stress condition. While the control plants were recorded with only 5.36 days drought tolerance capacity (Fig. 3) (Table. 2). Malinowski et al. [12] and Mastouri et al. [7] have been conducted similar studies on *Trichoderma harzianum* and the beneficial effects on drought stress tolerance on important crop such as tomato. Bashir et al. [13] also conducted experiment and reported that priming seeds with *Trichoderma* spp. delays drought stress by 3–5 days.

3.2 Shoot and Root Length

Drought reduces the plant growth drastically, and *Trichoderma harzianum* not only ameliorated the negative effects but also enhanced growth significantly. We recorded significant results of

Trichoderma harzianum seed treatment, the maximum shoot length was recorded in the treatment T2 i.e. seed treatment of *Trichoderma harzianum* with water stress condition, which gave (164.00 cm) 16.72 % increase over control followed by the T1 treatment plants i.e. seed treatment with *Trichoderma harzianum* with regular irrigation (163.25cm). 16.19% increase over control. The T3 treatment untreated seed with regular irrigation has (156.5cm) 11.38 % increase over control i.e. T4 treatment untreated seed with water stress condition (control has (140.50cm) shoot length (Table 2.) (Fig. 6) similar experiment conducted by Contreras-Cornejo et al. [14] and reported that in studies of maize, cotton, and cucumber treated with *Trichoderma*, seed germination and plant growth have been improved to varying degrees, manifested as improvements in seed vigor, germination rate, emergence rate, seedling root activity, plant height, and plant dry quality. Harman et al. [15] also found that *Trichoderma* spp. are plant symbiont opportunistic avirulent organisms, able to colonize plant roots and to produce compounds that stimulate growth and plant defense mechanisms under suboptimal conditions.

It also observed that water stress reduced the root length, however the significant improvement in root length was achieved in the T2 treatment i.e. seed treatment of *Trichoderma harzianum* with water stress condition (40.00cm) which increase the root length by 40.35 % over control followed by the T1 treatment i.e. seed treatment with *Trichoderma harzianum* with regular irrigation (38.25cm) with 34.21% increase over control. The T3 treatment untreated seed with regular irrigation enhanced the root length by 35.43% (28.50cm) over control. Where as in T4 untreated seed with water stress (control) was recorded with only 28.50cm root length (Table 2) (Fig. 5). Similar results recorded by Bjorkman et al. [16] and Cai et al. [17] in maize plants, *Trichoderma* inoculation affected root system architecture, which was related to increased yield of plants. Reported effects include enhanced root biomass production and increased root hair development.

3.3 Chlorophyll Content

Impact of drought was observed that water stress reduced chlorophyll content. The maximum chlorophyll content is recorded in the plants of treatment T2 i.e. seed treatment of *Trichoderma harzianum* with water stress condition which

gave 21.63% (39.63SPADA units) increase over control. The remaining treatments T1 seed treatment with *Trichoderma harzianum* with regular irrigation and treatment T3 untreated seed with regular irrigation were recorded with 14.45% (37.28 PADA units) and 12.55% (36.67 PADA units) respectively which is higher than control. The treatment T4 i.e, untreated seed with water stress (control) were only 32.58 SPADA units. Estévez-Geffriaud et al. [18] reported similar results in corn that *Trichoderma*

spp [19-23]. play a crucial role in increasing the resistance of plants to various stresses by increasing photosynthetic efficiency, stimulating root growth, improving water and nutrient absorption [24-27]. Shukla et al. [10] also observed that *Trichoderma harzianum* inoculated plants exhibit delayed wilting, increased stomatal conductance, enhanced leaf chlorophyll content, and greater net photosynthesis levels under water deficit stress conditions [28-30].

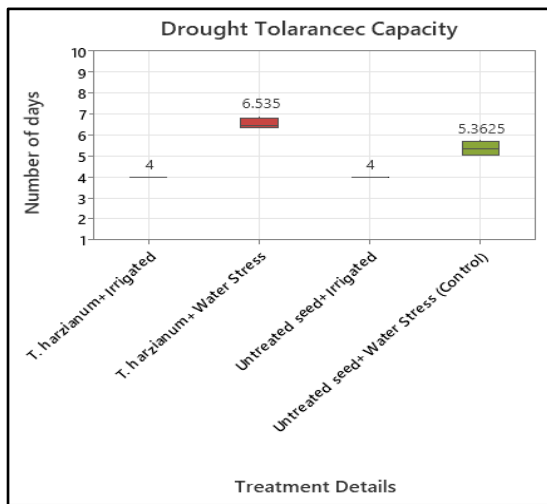


Fig. 3. Effect of seed treatment with *Trichoderma harzianum* on drought tolerance capacity

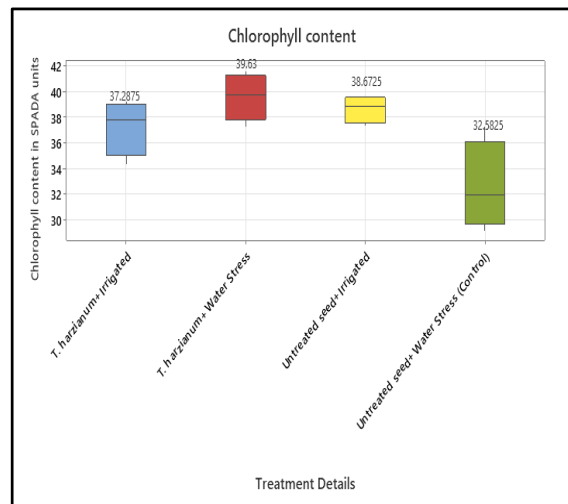


Fig. 4. Effect of seed treatment with *Trichoderma harzianum* on chlorophyll content

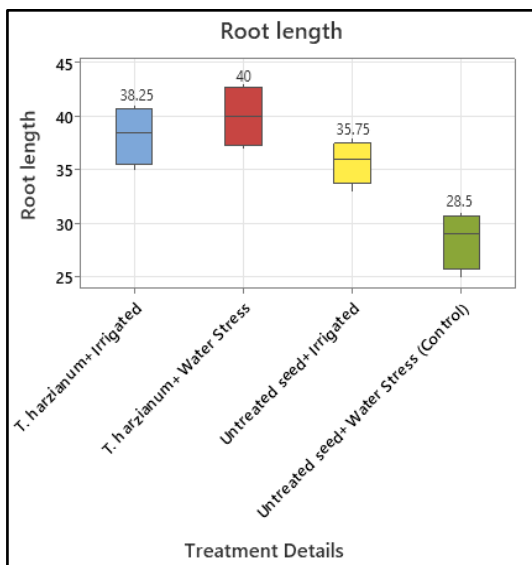


Fig. 5. Effect of seed treatment of *Trichoderma harzianum* on root length

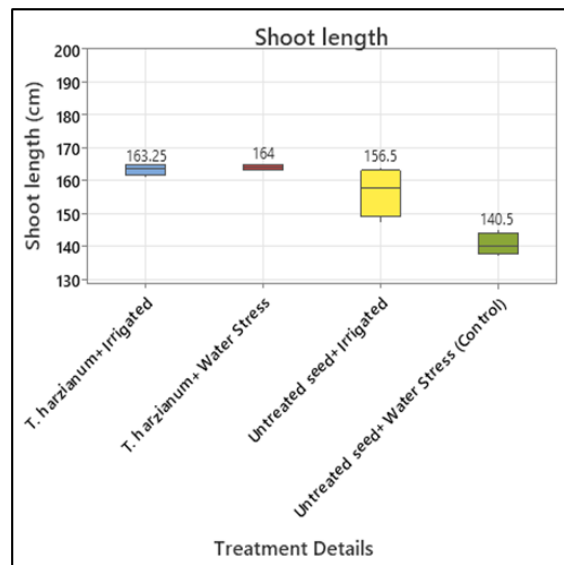


Fig. 6. Effect of seed treatment of *Trichoderma harzianum* on shoot length



Fig. 7. Effect of seed treatment with *Trichoderma harzianum* on root length of corn




Fig. 8. Effect of seed treatment of *Trichoderma harzianum* on shoot length of corn

Table 2. Effect of *Trichoderma harzianum* on drought tolerance capacity, plant shoot and root length and Chlorophyll content

Trt. #	Treatment Details	Drought tolerant capacity	Shoot Length	Root Length	Chlorophyll content
T1	<i>T. harzianum</i> +Irrigated	4.00	163.25	38.25	37.28
T2	<i>T. harzianum</i> +Water Stress	6.57	164.00	40.00	39.63
T3	Untreated seed +Irrigated	4.00	156.50	35.75	38.67
T4	Untreated seed +Water Stress (Control)	5.50	140.50	28.50	32.58
	S.Em.±	0.07	2.14	1.37	1.24
	C.D. at 5 %	0.20	6.84	4.37	3.96
	C.V. %	3.74	2.74	7.67	6.68

4. CONCLUSION

From the aforementioned results in present study, It could be revealed that water stress affects the growth of corn plant. However, seed treatment with *Trichoderma harzianum* increased the ability of corn to grow successfully under water stress condition. Increased root growth allowed plants to complete their life cycle with less water than untreated plants, which was the most significant and reliable response that allowed plants to withstand drought. The application of *Trichoderma harzianum* seed treatment to corn can modify the eco-physiological circumstances of the plant, causing it to quickly adapt and enable it to grow and thrive in environments subject to water stress. By promoting root and shoot growth as well as chlorophyll contents, *Trichoderma harzianum* has been shown to be effective in reducing the detrimental effects of water stress. This suggests that plants are better equipped to withstand conditions of water stress due to increased levels of photosynthesis and increased efficiency.

DISCLAIMER (ARTIFICIAL INTELLIGENCE)

Author(s) hereby declare that NO generative AI technologies such as Large Language Models

(ChatGPT, COPILOT, etc) and text-to-image generators have been used during writing or editing of manuscripts.

ACKNOWLEDGEMENT

The author wishes to thank the Department of Life Science, Pacific Academy of Higher Education and Research University, Udaipur, Rajasthan, 313001, India

COMPETING INTERESTS

Authors have declared that no competing interests exist.

REFERENCES

1. De Vries FT, Liiri ME, Bjornlund L, Bowker M A, Christensen S, Setala HM, Bardgett RD. Land use alters the resistance and resilience of soil food webs to drought. Nat. Clim. Change. 2012;2:276–80
2. Boretti A, Rosa L. Reassessing the projections of the world water development report. npj Clean Water. 2019;2(15).
3. Trenberth KE, Dai A, van der Schrier G, Jones PD, Barichivich J, Briffa KR et al.

- Global warming and changes in drought. Nat. Clim. Change. 2014;4:17–22.
4. Somerville C, Briscoe J. Genetic engineering and water. Science. 2001;292: Article 2217.
 5. Blum A. Crop responses to drought and the interpretation of adaptation. Plant Growth Regul. 1996;20:135–148.
 6. Harman GE. Multifunctional fungal plant symbionts: New tools to enhance plant growth and productivity. New Phytology. 2011;189:647–649.
 7. Mastouri F, Björkman T, Harman GE. Seed treatment with *Trichoderma harzianum* alleviates biotic, abiotic, and physiological stresses in germinating seeds and seedlings. Phytopathology. 2010;100: 1213–1221.
DOI:10.1094/PHYTO-03-10-0091
 8. Bakhshandeh E, Gholamhosseini M, Yaghoubian Y, Pirdashti H. Plant growth promoting microorganisms can improve germination, seedling growth and potassium uptake of soybean under drought and salt stress. Plant Growth Regul. 2020;90:123–136.
DOI:10.1007/s10725-019-00556-5
 9. Bae H, Sicher RC, Kim MS, Kim SH, Strem MD, Melnick RL. The beneficial endophyte *Trichoderma hamatum* isolate DIS 219b promotes growth and delays the onset of the drought response in *Theobroma cacao*. J Exp Bot. 2009;60:3279–3295.
 10. Shukla N, Awasthi RP, Rawat L, Kumar J. Biochemical and physiological responses of rice (*Oryza sativa* L.) as influenced by *Trichoderma harzianum* under drought stress. Plant Physiol. Biochem. 2012;54: 78–88.
DOI: 10.1016/j.plaphy.2012.02.001
 11. Panse VG, Sukhatme PV. Statistical methods for agricultural workers. Indian Council of Agricultural Research Publication. 1985;87-89.
 12. Malinowski DP, Belesky DP. Adaptation of endophyte-infected cool-season grasses to environmental stresses: mechanisms of drought and mineral stress tolerance. Crop Sci. 2000;40:923–940
 13. Bashir MA, Silvestri C, Ahmad T, Hafiz IA, Abbasi NA et al. Osmotin: A cationic protein leads to improve biotic and abiotic stress tolerance in plants. Plants. 2020; 9(8):992.
 14. Contreras-Cornejo HA, Macías-Rodríguez L, Del-Val E, Larsen J. Ecological functions of *Trichoderma* spp. and their secondary metabolites in the rhizosphere: Interactions with plants. FEMS Microbiol. Ecol. 2016; 92(4):Fiw036.
 15. Harman GE, Howell CR, Viterbo A, Chet I, Lorito M. *Trichoderma* species – opportunistic, avirulent plant symbionts. Nat Rev Microbiol. 2004;2:43–56.
 16. Bjorkman T, Blanchard LM, Harman GE. Growth enhancement of shrunken-2 sweet corn when colonized with *Trichoderma harzianum* 1295-22: Effect of environmental stress. J Am Soc Hortic Sci. 1998;123:35–40.
 17. Cai F, Yu G, Wang P, Wei Z, Fu L, Shen Q, Chen W Harzianolide. A novel plant growth regulator and systemic resistance elicitor from *Trichoderma harzianum*. Plant Physiology and Biochemistry. 2013; 73:106-113.
 18. Estévez-Geffriaud V, Vicente R, Vergara-Díaz O, Narváez Reinaldo JJ, Trillas MI. Application of *Trichoderma asperellum* T34 on maize (*Zea mays*) seeds protects against drought stress. Planta. 2020; 252(1):1–12.
 19. Brotman Y, Landau U, Cuadros-Inostroza Á, Takayuki T, Fernie AR, Chet I. *Trichoderma*-plant root colonization: escaping early plant defense responses and activation of the antioxidant machinery for saline stress tolerance. Plos Pathog. 2013;9:e1003221.
DOI: 10.1371/journal.ppat.1003221.
 20. De Palma M, D'Agostino N, Proietti S, Bertini L, Lorito M, Ruocco M. Suppression Subtractive Hybridization analysis provides new insights into the tomato (*Solanum lycopersicum* L.) response to the plant probiotic microorganism *Trichoderma longibrachiatum* MK1. J. Plant Physiol. 2016;190:79–94.
DOI: 10.1016/j.jplph.2015.11.005
 21. Harman GE, Doni F, Khadka RB, Uphoff N. Endophytic strains of *Trichoderma* increase plants' photosynthetic capability. J. Appl. Microbiol. 2019;130:529–546.
 22. Kucuk C. Enhanced root and shoot growth of wheat (*Triticum aestivum* L.) by *Trichoderma harzianum* from Turkey. Pak. J. Biol. Sci. 2013;17:122-125
 23. Lombardi N, Vitale S, Turrà D, Reverberi M, Fanelli C, Vinale F et al. Root exudates of stressed plants stimulate and attract *Trichoderma* soil fungi. Mol. Plant. Microbe Interact. 2018;31:982–994.
 24. Mishra D, Rajput RS, Zaidi NW, Singh H. Sheath blight and drought stress

- management in rice (*Oryza sativa*) through *Trichoderma* spp. Indian Phytopathology. 2020;73(1):71–77.
25. Pehlivan N, Saruhan-Güler N, Alpay-Karaoğlu Ş. The effect of *Trichoderma* seed priming to drought resistance in tomato (*Solanum lycopersicum* L.) plants. Hacettepe Journal of Biology and Chemistry. 2018;46(2):263–272.
 26. Rawal R, Scheerens JC, Fenstermaker SM, Francis DM, Miller SA, Benitez MS. Novel *Trichoderma* isolates alleviate water deficit stress in susceptible tomato genotypes. Front Plant Sci. 2022;13:869090.
 27. Silletti S, Di Stasio E, Van Oosten MJ, Ventrino V, Pepe O, Napolitano M, Marra R, Woo SL, Cirillo V, Maggio A. Biostimulant activity of *Azotobacter chroococcum* and *Trichoderma harzianum* in durum wheat under water and nitrogen deficiency. Agronomy. 2021;11:380.
 28. Silva LG, Camargo RC, Mascarin GM, Nunes PSO, Dunlap C, Bettioli W. Dual functionality of *Trichoderma*: biocontrol of *Sclerotinia sclerotiorum* and biostimulant of cotton plants. Front Plant Sci. 2022;13:983127.
 29. Sundaramoorthy S, Balabaskar P. Biocontrol efficacy of *Trichoderma* spp. against wilt of tomato caused by *Fusarium oxysporum* f. sp. *lycopersici*. J. Appl. Biol. Biotechnol. 2013;1:36–40.
 30. Yossen V, Vargas-Gil S, M del P Díaz, Olmos C. Composts and *Trichoderma harzianum* as suppressors of *Rhizoctonia solani* and promoters of lettuce growth. Manejo Integrado de Plagas y Agroecología (Costa Rica). 2003;68:19-25.

Disclaimer/Publisher's Note: The statements, opinions and data contained in all publications are solely those of the individual author(s) and contributor(s) and not of the publisher and/or the editor(s). This publisher and/or the editor(s) disclaim responsibility for any injury to people or property resulting from any ideas, methods, instructions or products referred to in the content.

© Copyright (2024): Author(s). The licensee is the journal publisher. This is an Open Access article distributed under the terms of the Creative Commons Attribution License (<http://creativecommons.org/licenses/by/4.0>), which permits unrestricted use, distribution, and reproduction in any medium, provided the original work is properly cited.

Peer-review history:

The peer review history for this paper can be accessed here:

<https://www.sdiarticle5.com/review-history/120589>