



# Development of Integrated Palm Fruit Juice Machine

G. C. Ekeoma<sup>a</sup>, C. P. Nwadinobi<sup>b\*</sup>, K. I. Mejeh<sup>a</sup> and D. I. Kalu<sup>a</sup>

<sup>a</sup> Department of Mechanical Engineering, Abia State Polytechnic, Aba P.M.B 7166, Abia State, Nigeria.

<sup>b</sup> Department of Mechanical Engineering, Abia State University, Uturu, Abia State, Nigeria.

## Authors' contributions

This work was carried out in collaboration among all authors. All authors read and approved the final manuscript.

## Article Information

DOI: 10.9734/JERR/2022/v22i1017567

## Open Peer Review History:

This journal follows the Advanced Open Peer Review policy. Identity of the Reviewers, Editor(s) and additional Reviewers, peer review comments, different versions of the manuscript, comments of the editors, etc are available here: <https://www.sdiarticle5.com/review-history/88131>

Original Research Article

Received 07 April 2022  
Accepted 14 June 2022  
Published 22 June 2022

## ABSTRACT

The processing of Palm fruit juice in Nigeria have not been fully exploited due to its non-mechanization. Large percentage of palm fruit juice in Nigeria market is processed from the traditional method which is not only unhygienic but is equally labourious and time consuming. In this research work, a *palm fruit juice extracting machine comprising an outer tub, inner tub, shaft, pulley, electric motor, belt, band heater, agitator and lagging material* was developed and tested. The machine was evaluated for performance and the results obtained show throughput capacity of 0.87kg/min and efficiency of 93.7%. In addition, at a process time of 12.6min the mechanized method gave an average process efficiency of 93.22% against the traditional method with efficiency of 48.33%. The juicer was powered with 1HP electric motor. All the materials used in the fabrication of this machine were sourced locally and the estimated cost of producing one unit is fifty-five thousand, six hundred and fifty naira (₦55, 650.00). This concept design of an integrated palm fruit juice machine has significantly improved ease of extracting juice from palm fruits and drastically reduce intensive labour with improved hygiene. This machine is therefore highly recommended over the traditional method.

**Keywords:** Palm fruit juice; integrated machine; throughput capacity; efficiency; hygiene.

## 1. INTRODUCTION

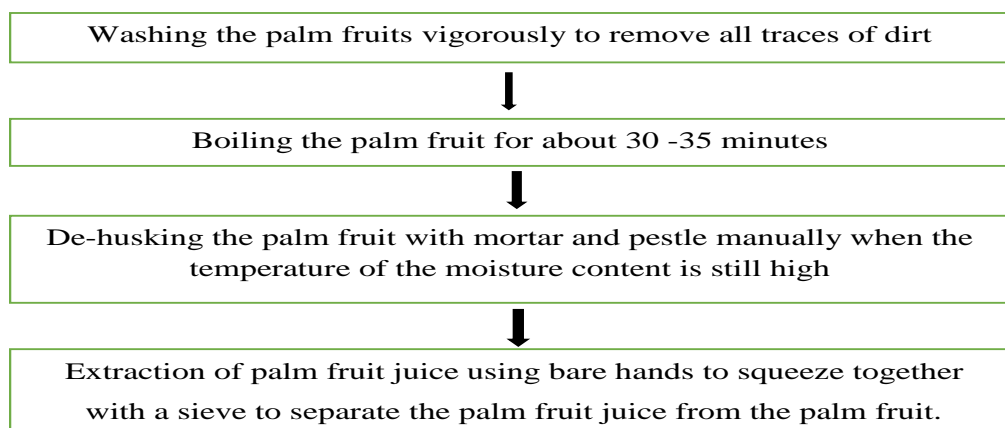
Palm fruit grows on a unique species of oil palm tree (*Elaeis guineensis*) which grows near the equator. Each oil palm tree produces ample quantities of fresh fruit bunches throughout the year. The bunches can weigh up to 50 pounds each and have 1000 to 3000 fruitlets per bunch. Each fruitlet consists of a hard kernel surrounded by a fleshy mesocarp or pulp, enclosed in a shell endocarp. Oil palm (*Elaeisguineensis*) yields the highest oil per unit area compared to other oil bearing crops [1,2]. This palm bears its fruits in bunches which contain many individual fruits similar in size to a small plum. An individual palm fruit is made up of the pericarp (fibrous oil matrix pulp) and a central nut. The pulp (monocarp and exocarp) contains the palm oil while the nut consists of a shell (endocarp) and kernel which contains palm kernel oil [3], (Sharmila et al., 2014).

Extraction of Palm fruit Juice from Palm fruit for the purpose of cooking soup or stew is traditionally done using man-power effort which consist of washing the palm fruits vigorously to remove all traces of dirt, boiling the nuts for 15-20 minutes on medium heat or until the nuts soften, after which the palm fruits will be transferred to mortar and pestle manually to de-husk the outer shell when the temperature of the moisture content is still high. The Palm fruit juice is extracted by using bare hands to squeeze together with a sieve to separate the Palm nut from the palm nut juice. This method is done manually in Nigeria [4,5]. This is schematically described in Fig. 1.

The high demand for banga soup and stew preparation for consumptions in homes cannot

be met by this conventional method of extraction only, which is solely produced individually at homes, hotels and in occasions and at a slow pace. Meanwhile, the process is purely unhygienic and always contains some levels of impurities in it. Asoiro and Udo [6] designed and developed a motorized oil palm fruit rotary digester comprising of a feed hopper, hammers, axle, screening plate, v-belt, 2 horse power (hp) electric motor, digesting chamber and frame using standard and locally sourced materials. The machine was designed to extract Palm oil from Palm nut and the Palm nut juice. Adepoju et al. [7] developed and did a performance evaluation of an oil palm fruit digester and the machine was tested for throughput capacity and efficiency. Average throughput capacity of 330.91 kg/h and efficiency of 62.35% were obtained. Rate of digestion increased with the increase in mass of the digesting palm fruits while the efficiency of the oil palm fruit digester decreased with increase in mass of the digesting palm fruit in some cases. The machine is simple to operate and maintain but it was developed to extract Palm oil from Palm fruit and not the Palm fruit juice.

Thus the need to develop a small scale palm fruit digester that will address the issue of extraction of Palm fruit juice from the Palm fruit for the purpose of cooking *banga* soup or stew. The design is conceptualized to reduce manual material handling in Palm fruit juice production for hygienic purposes and to reduce the issue of impurities, increase productivity and as well as save time and energy at homes and in commercial areas. Hence, this project is aimed at design, development and performance test of a palm fruit juice extractor.



**Fig. 1. Flow diagram of a conventional palm fruit juice production process**

## 2. MATERIALS AND METHODS

### 2.1 Description of the Developed Palm Fruit Juice Extractor

The major components of the developed palm fruit juicer for palm fruit juice extraction shown in Fig. 2 are outer tub, inner tub, shaft, pulley, electric motor, belt, heater element and agitator.

The Palm fruit digester works on the principle of centrifugal and centripetal forces. The Palm fruit juicer process is electrically controlled, such as the agitator, electric motor and the heating element. The inner tub was drilled with numerous holes to allow for passage of water in and out of the tub and also it creates a grating effect on the wall of the inner tub.

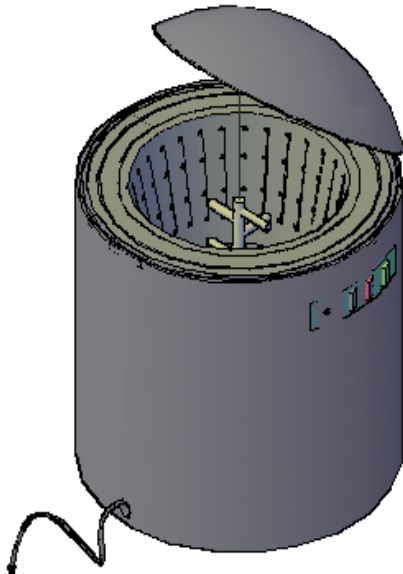


Fig. 2. Integrated Palm fruit juice machine

The machine is loaded vertically with a well washed palm fruit, cold water is added into the machine to fill up both drums. The heating button is selected to boil the palm fruit using the heating element at a temperature of 61°C for about 12mins, the electric motor button is selected to cause the agitator to go in a rotational movement, mixing up the palm fruit, agitating them against the grating wall of the inner drum to help remove the exocarp and the endocarp of the palm fruit respectively. After this process, the drain button is used to drain out the palm fruit juice from the drums. Clean water is then introduced again into the drums and the agitator rotates again to rinse the palm nut from any remaining palm fruit juice. This palm fruit juice

goes out through the screen in the inner drum into the outer drum then to the orifice for collection. Fig. 3 is a mirror diagram of the juicer.

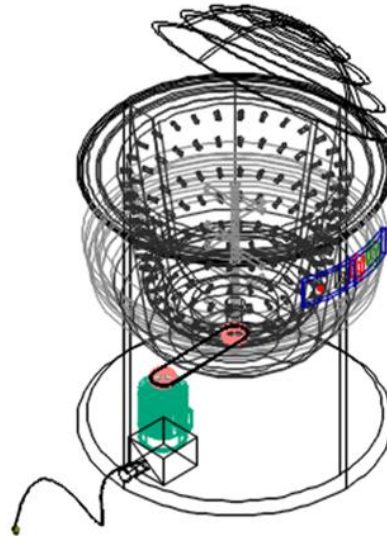


Fig. 3. Mirror diagram of Juicer

### 2.2 Design Analysis of the Machine

#### 2.2.1 Design considerations

The design, material selection and development of the palm fruit juice extractor was based on the following considerations:

1. The availability of materials locally to reduce cost of production and maintenance.
2. The criteria for selecting materials for the various components of this machine were based on the work they are expected to perform and the environmental condition in which they will function.
3. There is need for optimal performance in the digestion of the palm fruit juicer, thus the motor and the pulley were selected to meet the required speeds of the agitator.

#### 2.2.2 Inner and outer tub design

The inner tub was selected to be cylindrical with volume capacity of 18.5litres.

The cylinder: Volume of the inner tub is expressed as  $0.01858493m^3$  using equation (1);

Therefore, the volume in liter is 18.5liters

$$V = \pi r_1^2 h \quad (1)$$

While the volume of the outer tub is expressed  $0.02474325m^3$  using equation (2)

$$V = \pi r_2^2 h \quad (2)$$

Therefore, the volume in liter is approximately 25 liters

Where  $r_1 = \text{inner radius} = 0.13m$ ,  $r_2 = \text{outer radius} = 0.15m$  and  $h = \text{height of the tub} = 0.35m$

### 2.2.3 Selection of material and heater element for the fabrication

Stainless steel (316 food-grade) was selected for the fabrication because it is a variety that is often used in commercial food production as it has better corrosion resistance. This is because it contains more of the element nickel than other grades of the metal. The wrap band heater selected for the juicer was constructed of stainless steel. The lead wires are insulated with polymer materials. The materials used in the heater construction are rated to handle the required heat. The heater also was designed to handle the application environment, which include high humidity or wash down maintenance conditions.

### 2.2.4 Selection of pulley, belt and determination of the speed

The machine requires two pulleys with one keyed on the electric motor shaft and one mounted on the agitator shaft and a belt connecting the two pulleys. Due to availability, cost and performance, plastic pulleys were selected. The speed ratio of the driver to the driven pulley for the electric motor shaft and the agitator shaft is approximately 8:1. The rated speeds of the primary drivers (motor) is 1800rpm. The speed of the driven agitator shaft pulley was determined as 227rpm using the following relation in equation 3 [8].

$$N_1 D_1 = N_2 D_2 \quad (3)$$

Where  $N_1$  is the drive pulley speed, rpm;  $N_2$  is driven pulley speed, rpm;  $D_1$  is diameter of drive pulley = 160mm while  $D_2$  is diameter of driver pulley = 20mm. The centre distance, C between the two pulleys were determined as 110 mm using Equation (4);

$$C = \frac{1.5D_2}{VR^{1/3}} \quad (4)$$

Where VR is velocity ratio =4.17.

The length L of the belt required were calculated as 523mm from Equation (5)

$$L = 2C + 1.57(D_2 + D_1) + \frac{(D_2 - D_1)^2}{4C} \quad (5)$$

The length derived from the equation was compared to what is available in the standard table, and the closest is 645mm, C = center distance between drive and driven pulley. Type "A" V-belt was selected, therefore, based on IS: 2494-1974, belts of standard pitch lengths of 645mm were selected for the motor shaft. Consequently, the exact centre distances between the two pulleys used in the fabrication of the machine were also determined using Equation (5) as 166 mm.

Thus, the angle of lap,  $\theta$  of the pulley were computed as  $137.43^\circ$  (2.39 rad.) using the following relationship

$$\theta = \left[ \arcsin \left( \frac{D_2 - D_1}{2C} \right) \right] \quad (6)$$

The belt speed for the drive were determined as 1.9m/s for the motor shaft using the following relation given as.

$$v = \frac{\pi N_2 D_2}{60} \quad (7)$$

### 2.2.5 Determination of belts tensions

The mass per unit length, of the selected belt were obtained from standard table as 0.375 kg/m for the A-645mm belt [8]. The tensions on the tight side,  $T_i$  of the belts for the drive is given as

$$T_i = T_{max} - T_c \quad (8)$$

where  $T_{max} = \delta a$ ,  $T_c = mv^2$

$T_{max}$  = Maximum tension of the belts  $T_c$  = Centrifugal tension. Thus,  $T_i$  was computed as 198.6N for the motor shaft. Consequently, the slack side belt tensions  $T_j$  were determined as 109.2N for the motor shaft using Equation 9 [9].

$$2.3 \log \frac{T_i}{T_j} = \mu \theta \cos \beta \quad (9)$$

Thus, the tensions in the slack and tight sides of the pulley are 109.2N and 198.6N respectively.

### 2.2.6 Selection of electric motor

The power, P required for driving the agitator shaft of this machine were determined as 0.3234kW using Equation 10 [10] given by

$$P = (T_i - T_j)v \quad (10)$$

Taking care of 10% possible power loss due to drives friction, the power required to drive the agitator shaft were computed as 0.323 4kW. Therefore, a standard 1HP electric motor were selected to drive the agitator shaft of this machine.

### 2.2.7 Torque T on the vertical shaft

The torque on the vertical shaft was determined as 144723.46Nm using equation (11)

$$\frac{T}{j} = \frac{G\theta}{l} \quad (11)$$

Where

$$\begin{aligned} l &= \text{length of the shaft} = 0.32m \\ G &= \text{modulus of rigidity} = 77.2 \times 10^9 N/m^2 \\ \theta &= \text{Angle of twist} = 2.39rad \\ j &= \text{polar moment of inertia} = 2.51 \times 10^{-7} \end{aligned}$$

### 2.2.8 Torsional stress $\tau$ on the vertical shaft

Torsional stress on the vertical shaft was calculated as 11577877000N/m<sup>2</sup> using equation 12

$$\frac{\tau}{r} = \frac{T}{j} \quad (12)$$

where r = 0.02 m

### 2.3 Performance Testing Procedure

The palm fruit juice extractor capacity, C and efficiency were evaluated using five (5) experimental runs of samples of palm fruit of equivalent weighted mass. A stop watch was used to monitor the time taken to process each batch. Each test involved operating the machine at a rotational design speed of 227 rpm for 12.6minutes. The total weight of palm fruit digested during each test was recorded. The weight of well digested palm fruit, and the weight of partially digested were also recorded. Palm fruits with its pulp removed completely were taken to be well digested palm fruits while the partially digested are palm fruits that still have some amount of pulp remaining on it. The weights were measured with a weighing scale (Camry 50 kg Scale). Thereafter, the throughput capacity (equ. 13) and efficiency of the machine (equ. 14) respectively were computed in each case using the following relations:

$$C = \frac{\text{Total mass of palm fruit fed into the digester}}{\text{Time taken to complete operation}} = \frac{P_f}{t} \quad (13)$$

$$\eta(\%) = \frac{N_g}{N_T} \times \frac{100}{1} \quad (14)$$

where t = time of the operation  
= 5minutes,

$N_g$  = mass of well digested palm fruits

$N_T$  = total mass of digested palm fruit

C = throughput capacity

## 3. RESULTS AND DISCUSSION

The developed palm fruit juicer for palm fruit juice extraction is made up of components such as: outer tub, inner tub, shaft, pulley, electric motor, belt, heater element and agitator. Construction of the various components was achieved using the various fabrication techniques such as cutting, welding, drilling, bending, and casting. After the fabrication of the machine, it was subjected to a test run to ascertain its effectiveness. The result of the performance test of the developed palm fruit juice extractor is as contained in this section. The total mass of palm fruit juiced produced from 11kg of palm fruit was 4kg. This is in line with the submissions of Velayuthan and Chan (1983) and lyabo et al. [11] the palm oil substance of palm fruit is about 35% of the entire weight. It was also observed that mass of well digested palm fruit was 6.56 kg while 0.44kg was partially digested. The experimental results are contained in Table 1. Furthermore, the efficiency of the machine was calculated using equation (14) and 93.7% was obtained thereby indicating a high efficiency for the developed machine. In addition, the machine throughput capacity (kg/min) was obtained by expressing the mass of both proper and improper processed palm fruit per unit time. From equation (13), a throughput capacity of 0.87kg/min was obtained for the developed machine with test process time of 12.6 mins per run at rotor speed of 227 rpm. Lastly, the overall cost of production was put at fifty-five thousand, six hundred and fifty naira (N55, 650.00). Thus, making it affordable.

To further ascertain the effectiveness of the mechanized palm fruit juice extraction test, comparative test was conducted using the developed machine and the traditional processing method with results presented in Table 2. From the obtained results, the mechanized method have a process efficiency of 93.22% while the traditional process had process efficiency of 48.33%.

**Table 1. Experimental result of the juicing process**

S/N	Mass of Palm fruit (kg)	Mass of juice (kg)	Mass of water (kg)	Mass of digested nut&fiber (kg)	Time taken (min)
1	11.0	4.0	1.5	7.0	13.0
2	11.0	3.85	1.5	7.15	12.5
3	11.0	4.15	1.5	6.85	13.0
4	11.0	3.9	1.5	7.1	12.0
5	11.0	4.1	1.5	6.9	12.5
<b>Average</b>	<b>11.0</b>	<b>4.0</b>	<b>1.5</b>	<b>7.0</b>	<b>12.6</b>

**Table 2. Comparison of mechanized and traditional methods of processing**

S/N	Mechanized method				Traditional method			
	Time (min)	Well digested (kg)	Partially digested (kg)	Process efficiency (%)	Time (min)	Well digested (kg)	Partially digested (kg)	Process efficiency (%)
1	12.6	6.56	0.44	93.7	12.6	3.45	3.55	49.29
2	12.6	6.5	0.5	92.85	12.6	3.2	3.8	45.7
3	12.6	6.52	0.48	93.1	12.6	3.5	3.5	50
<b>Average</b>	<b>12.6</b>	<b>6.53</b>	<b>0.47</b>	<b>93.22</b>	<b>12.6</b>	<b>3.38</b>	<b>3.62</b>	<b>48.33</b>

#### 4. CONCLUSIONS

The extraction of Palm fruit Juice from Palm fruit for the purpose of cooking soup or stew have been traditionally done using man-power effort. This approach is quite laborious and stressful, hence the need for its mechanization. Therefore, a palm fruit juicer was designed, fabricated and tested at Abia State Polytechnic, Aba, Nigeria for palm fruit juice extraction. This machine boils, digest and extract palm fruit juice. The design and assembly of the various components is easy and at the same time ensuring the ease of maintenance of the machine. The machine is effective and efficient with throughput capacity of 0.87 kg/min and efficiency of 93.7%. This integrated system, reduced material handling with hands in Palm fruit juice production for hygienic purposes, increases productivity and as well as save time and energy at homes and in commercial productions. Again, it is affordable due to its low cost of production because it was fabricated with locally sourced materials. The estimated cost of producing one unit of the juicer is fifty-five thousand, six hundred and fifty naira (N55, 650.00). It is therefore recommended for mass production by any manufacturer/investor for availability in the production of palm fruit juice for banga soup and *ofe akwu*.

#### ACKNOWLEDGEMENT

I want to use this medium to thank Tertiary Education Trust Fund (TETFund) for the financial

support granted for the research and publication of this work.

#### COMPETING INTERESTS

Authors have declared that no competing interests exist.

#### REFERENCES

1. Akinoso R, Rajib, Igbeka JC. Influence of expeller design parameters on free fatty acid content and colour of palm kernel (*Elaeisguineensis*) oil. Pakistan Journal of Scientific and Industrial Research. 2011; 54(2):114-116.
2. Murshed A, Rajesh N, Ehsanul K. Development of a manually operated palm oil extraction machine, Agric Eng Int: CIGR Journal. 2020;22(1):213-218.
3. Kwasi P. FAO Agricultural Services Bulletin. Food and Agriculture Organization of the United Nations Rome. 2002; 148. ISSN 1010-1365.
4. Ganiru O. Nigerian Cuisine: 32 Essential Nigerian Food Ingredients; 2022. Available: <https://www.thepretendchef.com/> (Accessed: 1/2/22).
5. FAO. Small-scale Palm Oil Processing in Africa. Food and Agricultural Organization (FAO) Agricultural Series. 2005;148:1-55.

6. Asoiro FU, Udo UC. Development of Motorized Oil Palm Fruit Rotary Digester. Nigerian Journal of Technology. 2013; 32(3).
7. Adepoju BF, Oludare SD, Ibrahim AH. Development and Performance Evaluation of an Oil Palm Fruit Digester. Bioprocess Engineering. 2017;1(2):49-53. DOI: 10.11648/j.be.20170102.13
8. Khurmi PS, Gupta JK. A. Textbook of Machine Design. First Multicolor Edition, Eurasia Publishing House Ltd. 7361, Ram Nagar, New Delhi-110055. 2005;509-556.
9. Sharma PC, Aggarwal DK, Machine Design. S.K. Kataria and Sons, Nai Sarak Dechi. Katra; 2006.
10. Cornish EH. Materials and the Designer. Cambridge University Press, Cambridge. 1991;28-29.
11. Iyabo SO, Alexander A, Nse PE. Design and Fabrication of a Manual Hydraulic Palm Oil Press Machine using Locally Sourced Materials; FUPRE Journal of Scientific and Industrial Research. 2021; 5(1):13-25.

---

© 2022 Ekeoma et al.; This is an Open Access article distributed under the terms of the Creative Commons Attribution License (<http://creativecommons.org/licenses/by/4.0>), which permits unrestricted use, distribution, and reproduction in any medium, provided the original work is properly cited.

*Peer-review history:*  
*The peer review history for this paper can be accessed here:*  
<https://www.sdiarticle5.com/review-history/88131>